

GOVERNMENT OF THE VIRGIN ISLANDS | DEPARTMENT OF PUBLIC WORKS

XMUET18-FREDERIKSTED OFFICE BUILDING PW32
73-B ESTATE CONCORDIA(WEST)
ST. CROIX, USVI

DISASTER NO. 4340DR
DATE DAMAGED 09/16/2017-09/22/2017
DAMAGE NO.

ISSUED FOR: PROGRESS PRINT - EHP REVIEW
ISSUE DATE: 10/31/2022



VICINITY MAP

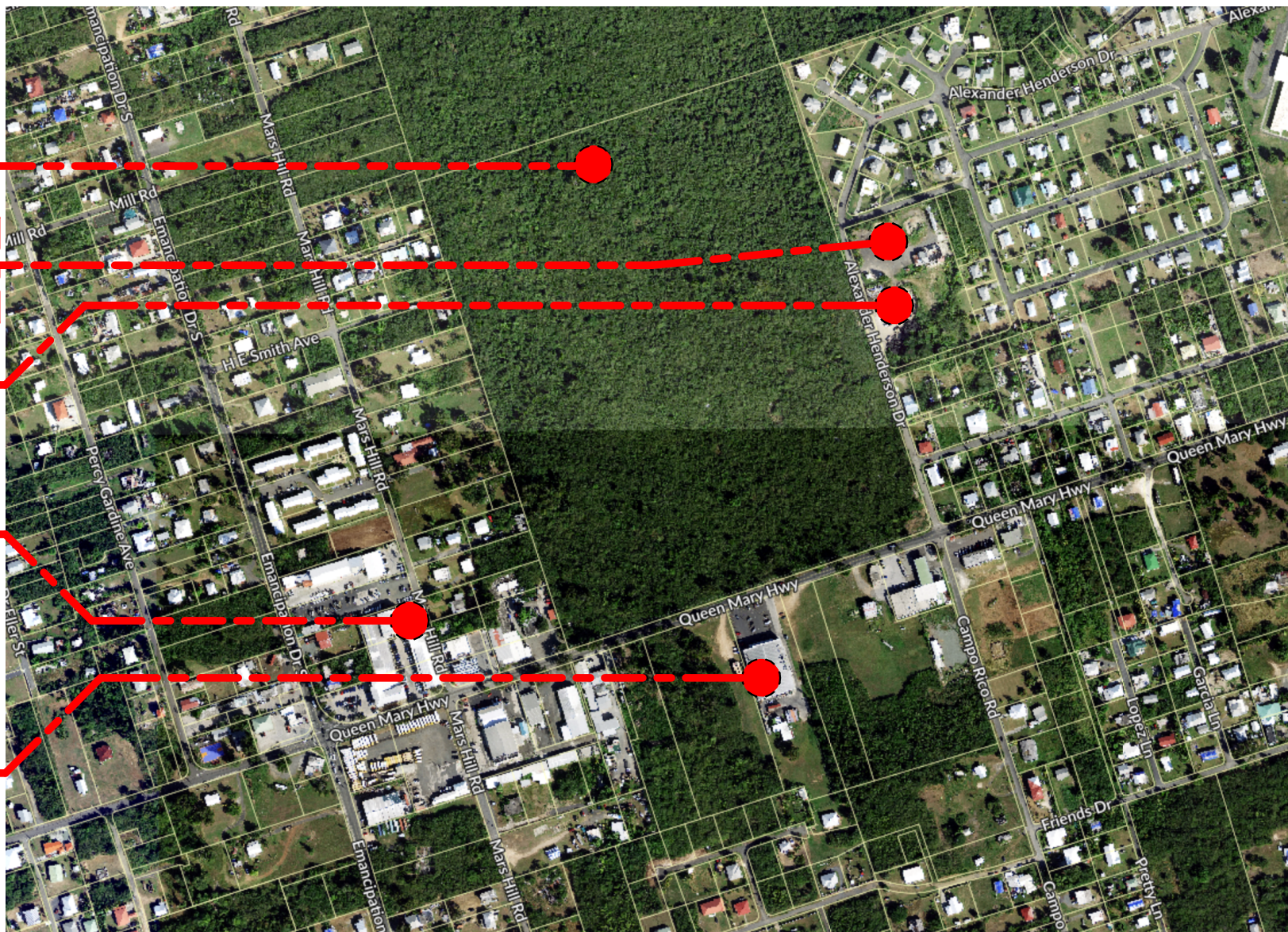
PROPOSED STONY GROUND HOUSING
DEVELOPMENT SITE
(VIRGIN ISLANDS HOUSING AUTHORITY)

SUBJECT LOT
DEPARTMENT OF PUBLIC WORKS -
CANEGATA WEST

CONCORDIA WASTE
DISPOSAL SITE
(VIRGIN ISLANDS WASTE
MANAGEMENT AUTHORITY)

DEPARTMENT OF PLANNING &
NATURAL RESOURCES
MARS HILL OFFICE BUILDING

STOP & SHOP SUPERMARKET



PROJECT DIRECTORY

ARCHITECT OF RECORD:



JAREDIAN DESIGN GROUP
NO. 33 Dronigens Gade
St. Thomas, VI, 00804

DESIGN ARCHITECT:



DESIGN DISTRICT, PLLC
2110 Company Street, Suite 15
Christiansted, VI, 00820
Tel: (340)-227-6265
Email: designdistrictvi.com
Website: www.designdistrictvi.com

CIVIL ENGINEER:



Build Tec, LLC
St. Croix, USVI, 00820
Tel: (340)-513-6918

MEP ENGINEER:



BARRETT, WOODYARD & ASSOCIATES, INC
3495 Holcomb Bridge Road
Norcross, GA, 30092
Tel: (770)-810-8800

MEP CONSULTANT:



TROPITECH SOLUTIONS
9109 CASTLE COAKLEY, SUITE 9
Christiansted, VI, 00802
Tel: (340)-474-4245

STRUCTURAL ENGINEER:



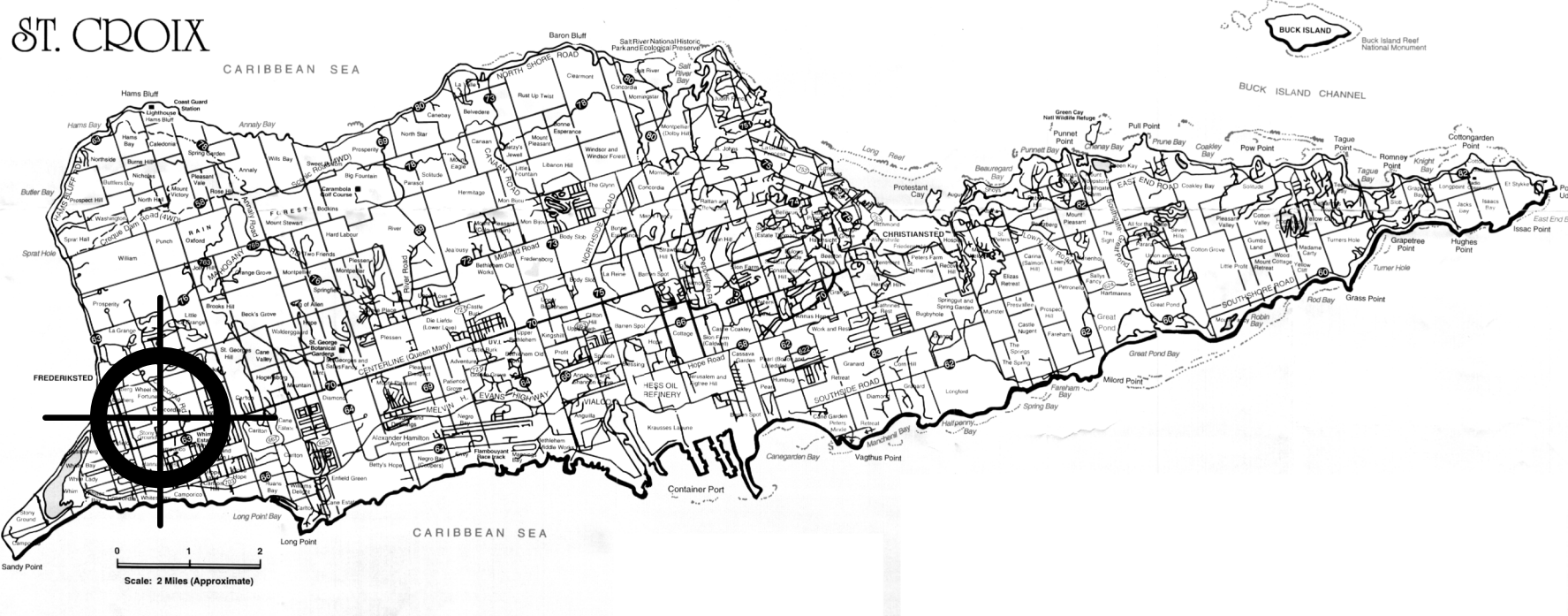
STRUCTURAL ENGINEERING PARTNERSHIP
9109 CASTLE COAKLEY, SUITE 9
Christiansted, VI, 00802
Tel: (340)-474-4245

OWNER:

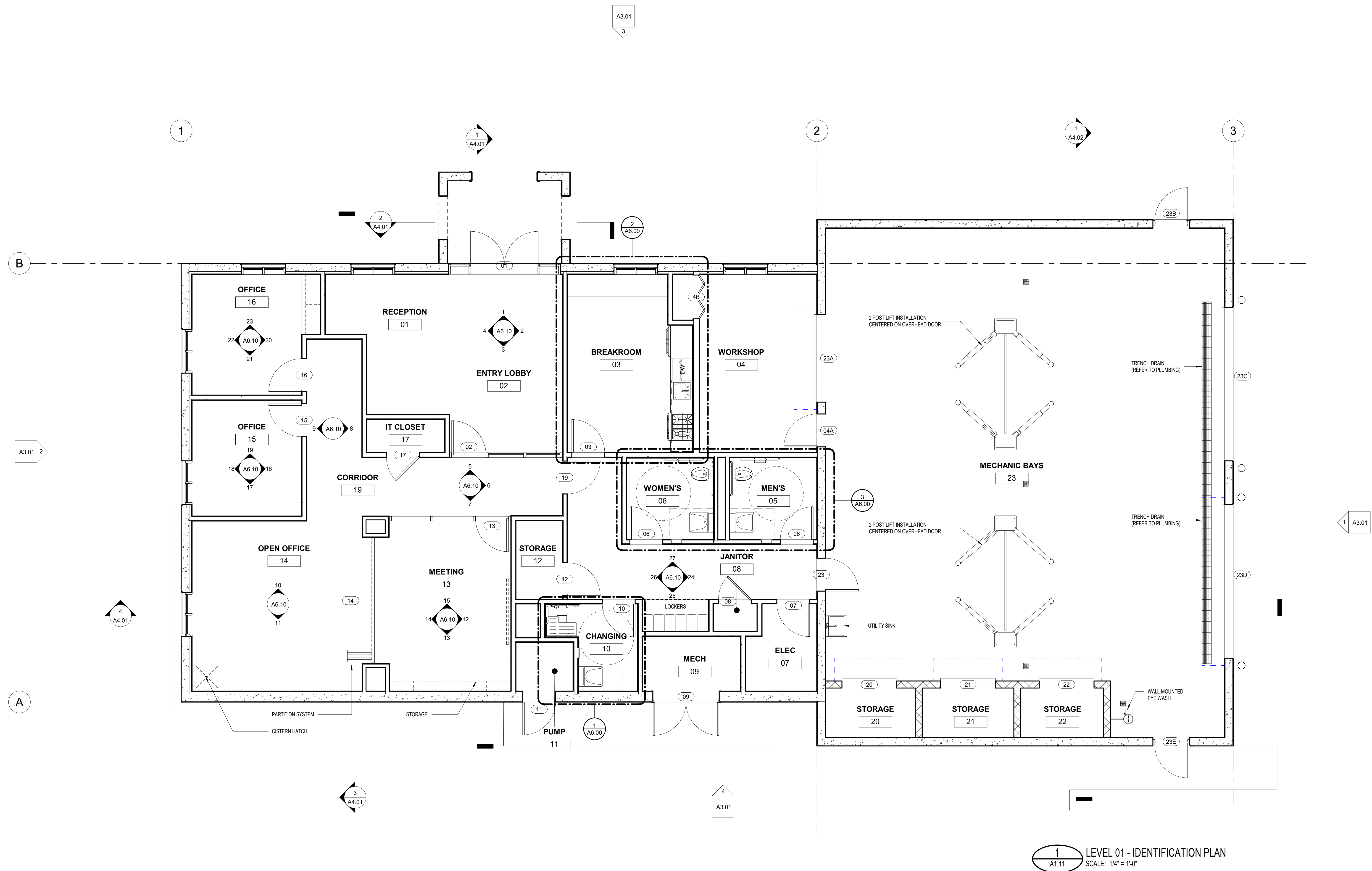


GOVERNMENT OF THE UNITED STATES VIRGIN ISLANDS
DEPARTMENT OF PUBLIC WORKS
1105 King Street
Christiansted, VI, 00820

ISLAND MAP



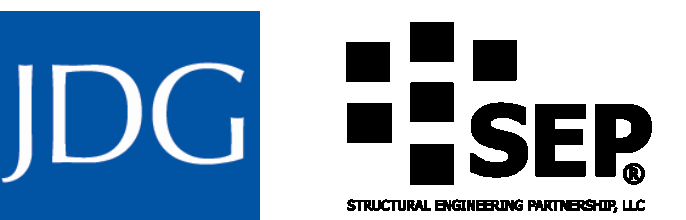
PROJECT NUMBER: Project Number: PROJECT NAME: XLUET18-FREDERIKSTED OFFICE BUILDING PW32
SHEET NUMBER: A1.11 - LEVEL 01 - OFFICE & MECH. BAY - IDENTIFICATION PLAN
BIM: 360/DPW - Concordia/DPW - Concordia.rvt
11/10/2022 7:08:34 AM



1 LEVEL 01 - IDENTIFICATION PLAN
A1.11 SCALE: 1/4" = 1'-0"

DESIGN DISTRICT ARCHITECTS

2110 Company Street, Suite 15
Christiansted, VI, 00820
Tel: (340)-227-4265
Email: designdistrictvi.com
Website: www.designdistrictvi.com



SCOPE DOCUMENTS
The Construction Documents have not been completed therefore this drawing may be incomplete or not coordinated. The documents issued indicate the general scope of the Project. The Contractor is responsible for complete and coordinated pricing and Work, and shall include all items necessary for the proper execution and completion of the Project, whether indicated or not. All components of the Project shall comply with any and all requirements of national, state, and local codes. The Contractor shall inform the Owner and Architect of any omissions, inconsistencies or errors in the information provided. If no notice is given and any omissions, inconsistencies or errors are discovered, the Architect's decisions on items of Work included in the scope shall be binding on the Contractor, when consistent with the general scope and quality of the Project.

DISASTER NO. 4340DR
DATE DAMAGED 09/16/2017-09/22/2017
DAMAGE NO.

ISSUANCES		
No.	Drawing Issue Description	Date



XMUET18-FREDERIKSTED
OFFICE BUILDING PW32

73-B ESTATE CONCORDIA(WEST)
ST. CROIX, USVI
GOVERNMENT OF THE VIRGIN ISLANDS |
DEPARTMENT OF PUBLIC WORKS

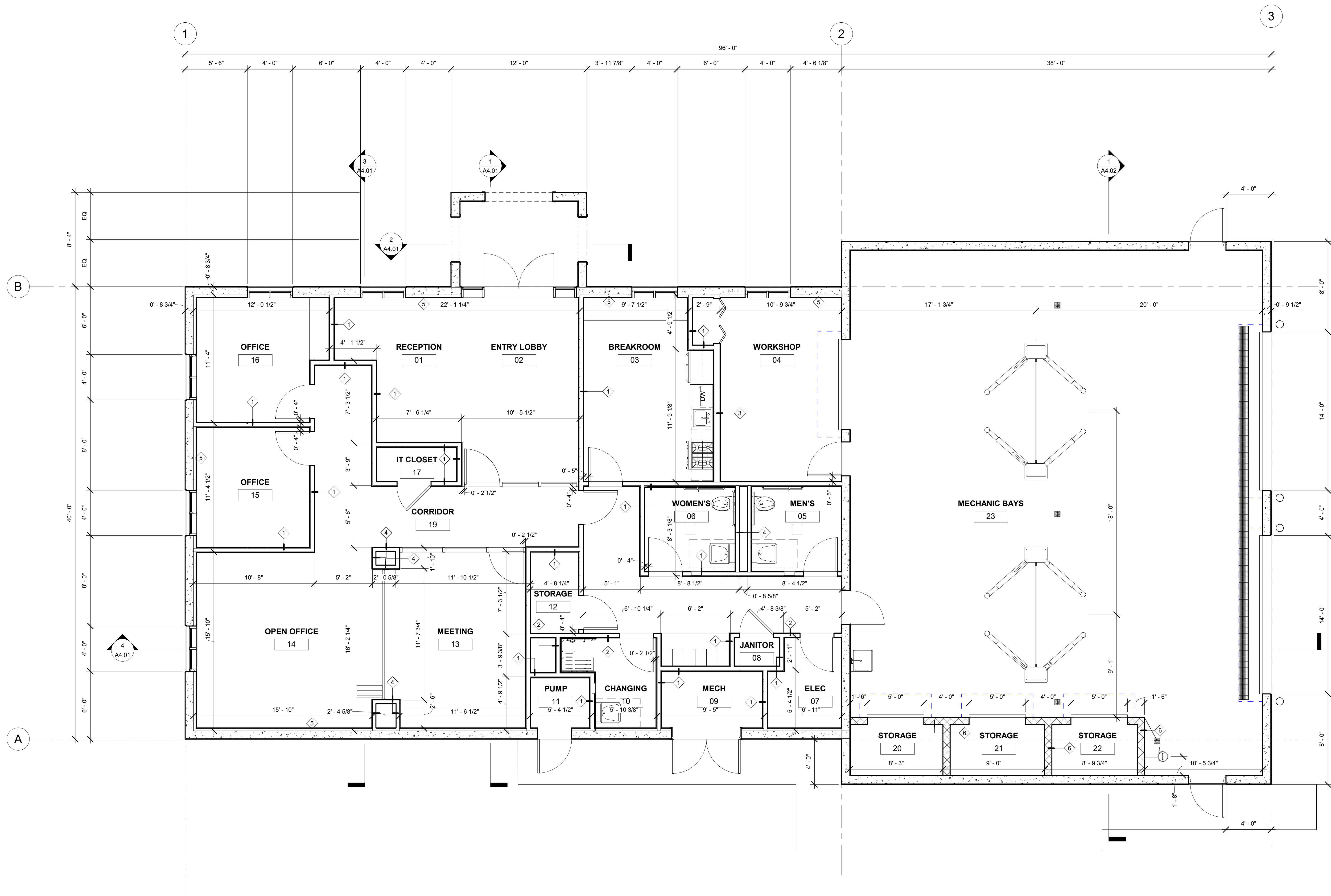
LEVEL 01 - OFFICE & MECH.
BAY - IDENTIFICATION PLAN

Checker	Project Number
Project Architect	Project No.
	06.14.2022
	Date

A1.11

NOT ISSUED FOR CONSTRUCTION

PROJECT NUMBER: Project Number: PROJECT NAME: XLUET18-FREDERIKSTED OFFICE BUILDING PW32
SHEET NUMBER: A1.12 - LEVEL 01 - OFFICE & MECH. BAY - DIMENSION PLAN
BIM: 360/DPW - Concordia/DPW - Concordia.rvt
11/10/2022 7:08:38 AM



1 LEVEL 01 - DIMENSION PLAN
A1.12 SCALE: 1/4" = 1'-0"

DESIGN DISTRICT ARCHITECTS

2110 Company Street, Suite 15
Christiansted, VI, 00820
Tel: (340)-227-4265
Email: designdistrictvi.com
Website: www.designdistrictvi.com



SCOPE DOCUMENTS

The Construction Documents have not been completed therefore this drawing may be incomplete or not coordinated. The documents issued indicate the general scope of the Project. The Contractor is responsible for complete and coordinated pricing and Work, and shall include all items necessary for the proper execution and completion of the Project, whether indicated or not. All components of the Project shall comply with any and all requirements of national, state, and local codes. The Contractor shall inform the Owner and Architect of any omissions, inconsistencies or errors in the information provided. If no notice is given and any omissions, inconsistencies or errors are discovered, the Architect's decisions on items of Work included in the scope shall be binding on the Contractor, when consistent with the general scope and quality of the Project.

DISASTER NO.
DATE DAMAGED
DAMAGE NO.

ISSUANCES		
No.	Drawing Issue Description	Date



XLUET18-FREDERIKSTED
OFFICE BUILDING PW32

73-B ESTATE CONCORDIA(WEST)
ST. CROIX, USVI
GOVERNMENT OF THE VIRGIN ISLANDS |
DEPARTMENT OF PUBLIC WORKS

LEVEL 01 - OFFICE & MECH.
BAY - DIMENSION PLAN

Checker	Project Number
Project Architect	Project No.
	06.14.2022
	Date

A1.12

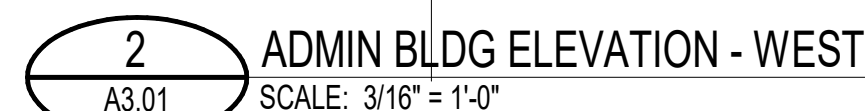
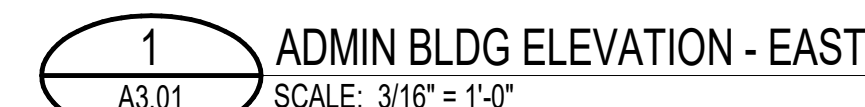
NOT ISSUED FOR CONSTRUCTION



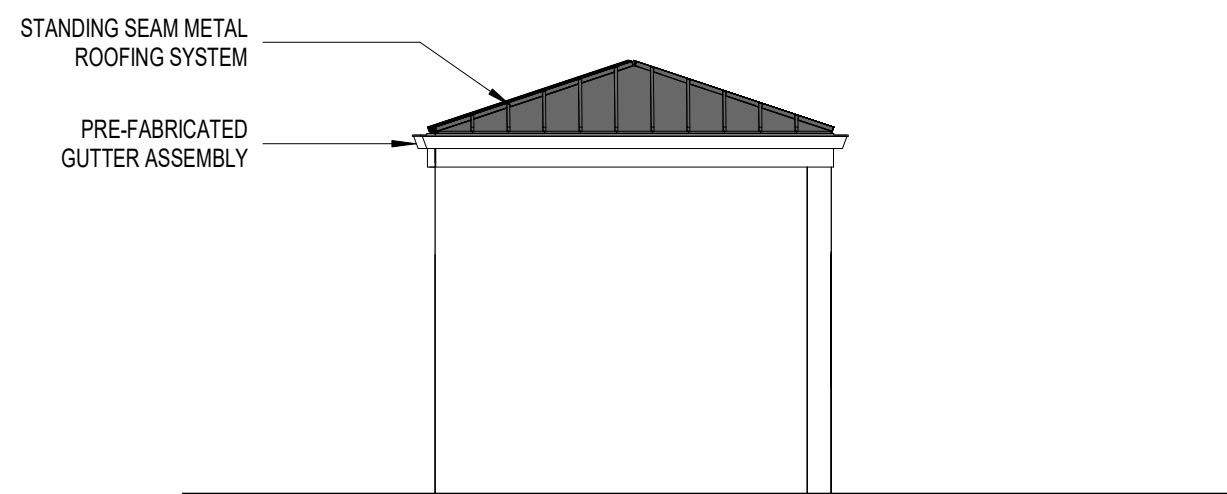
The Construction Documents have not been completed therefore this drawing may be incomplete or not coordinated. The documents issued indicate the general scope of the Project. The Contractor is responsible for obtaining coordinated pricing and Work, and shall include all allowances necessary for proper execution and completion of the Project, whether indicated or not. All components of the Project shall comply with all requirements of national, state, and local codes. The Contractor shall inform the Owner and Architect of any omissions, inconsistencies or errors in the information provided. If no notice is given and any omissions, inconsistencies or errors are discovered, the Architect's decisions on items of Work included in the scope shall be binding on the Contractor, when consistent with the general scope and quality of the Project.

DISASTER NO. 4340DR
DATE DAMAGED 09/16/2017-09/22/2017
DAMAGE NO.

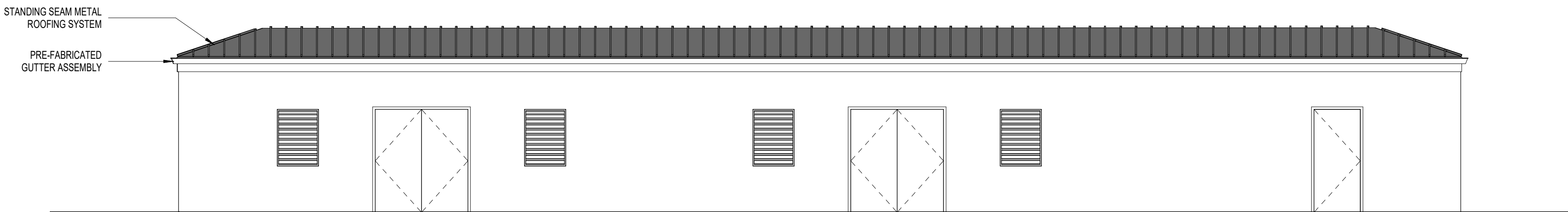
ISSUANCES		
No.	Drawing Issue Description	Date



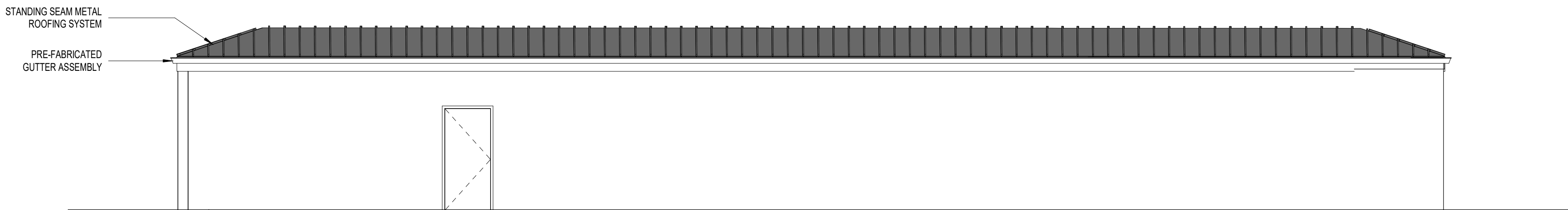
PROJECT NUMBER: Project Number: PROJECT NAME: XMUET18-FREDERIKSTED OFFICE BUILDING PW32
SHEET NUMBER: A3.02 - BUILDING ELEVATIONS - STORAGE BUILDING
BIM: 360//DPW - Concordia/DPW - Concordia.rvt
11/10/2022 7:10:04 AM



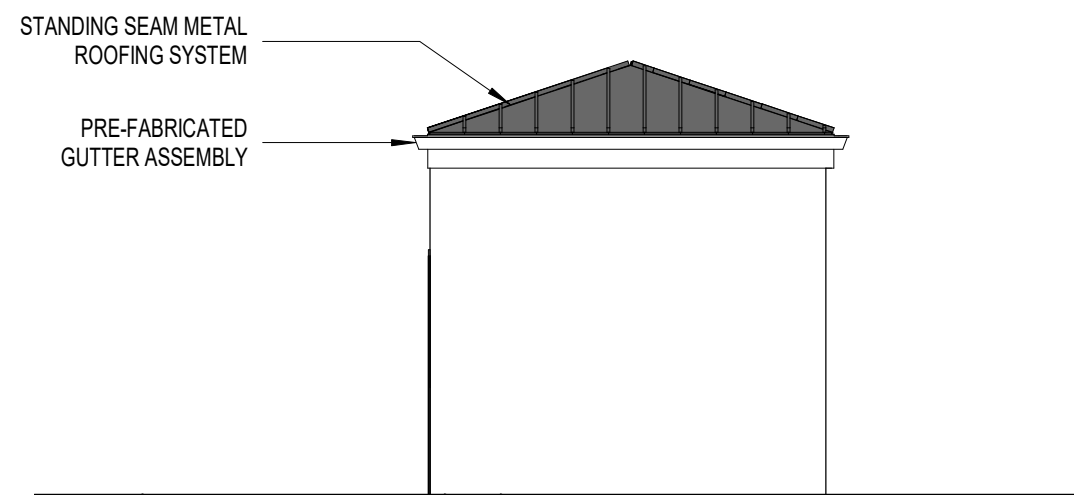
3 STORAGE BLDG NORTH
A3.02 SCALE: 3/16" = 1'-0"



2 STORAGE BLDG WEST
A3.02 SCALE: 3/16" = 1'-0"



4 STORAGE BLDG EAST
A3.02 SCALE: 3/16" = 1'-0"



1 STORAGE BLDG SOUTH
A3.02 SCALE: 3/16" = 1'-0"

DESIGN DISTRICT ARCHITECTS

2110 Company Street, Suite 15
Christiansted, VI, 00820
Tel: (340)-227-4265
Email: designdistrictvi.com
Website: www.designdistrictvi.com

DESIGN DISTRICT, PLLC



SCOPE DOCUMENTS

The Construction Documents have not been completed therefore this drawing may be incomplete or not coordinated. The documents issued indicate the general scope of the Project. The Contractor is responsible for complete and coordinated pricing and Work, and shall include all items necessary for the proper execution and completion of the Project, whether indicated or not. All components of the Project shall comply with any and all requirements of national, state, and local codes. The Contractor shall inform the Owner and Architect of any omissions, inconsistencies or errors in the information provided. If no notice is given and any omissions, inconsistencies or errors are discovered, the Architect's decisions on items of Work included in the scope shall be binding on the Contractor, when consistent with the general scope and quality of the Project.

DISASTER NO.
DATE DAMAGED
DAMAGE NO.

ISSUANCES		
No.	Drawing Issue Description	Date



XMUET18-FREDERIKSTED
OFFICE BUILDING PW32

73-B ESTATE CONCORDIA(WEST)
ST. CROIX, USVI
GOVERNMENT OF THE VIRGIN ISLANDS |
DEPARTMENT OF PUBLIC WORKS

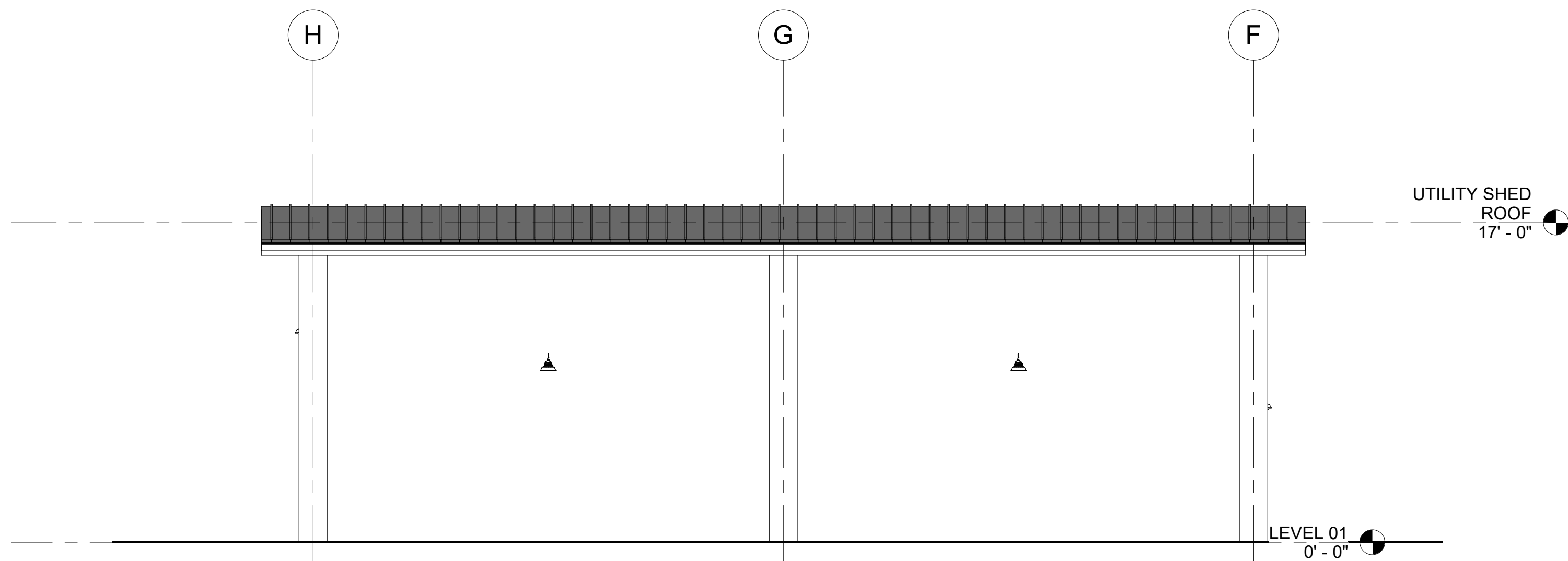
BUILDING ELEVATIONS -
STORAGE BUILDING

Checker	Project Number
Project Architect	Project No.
	06.14.2022
	Date

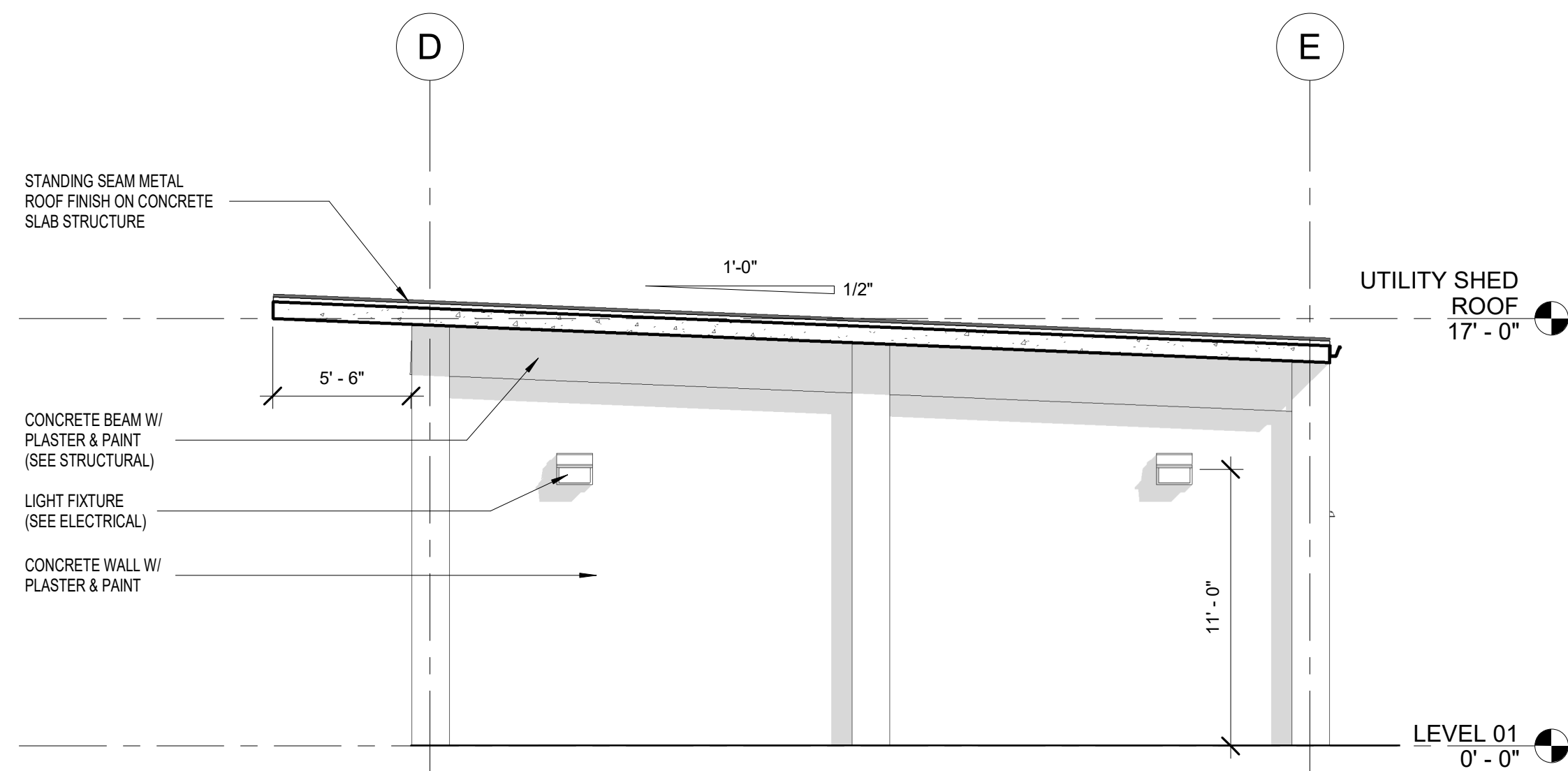
A3.02

NOT ISSUED FOR CONSTRUCTION

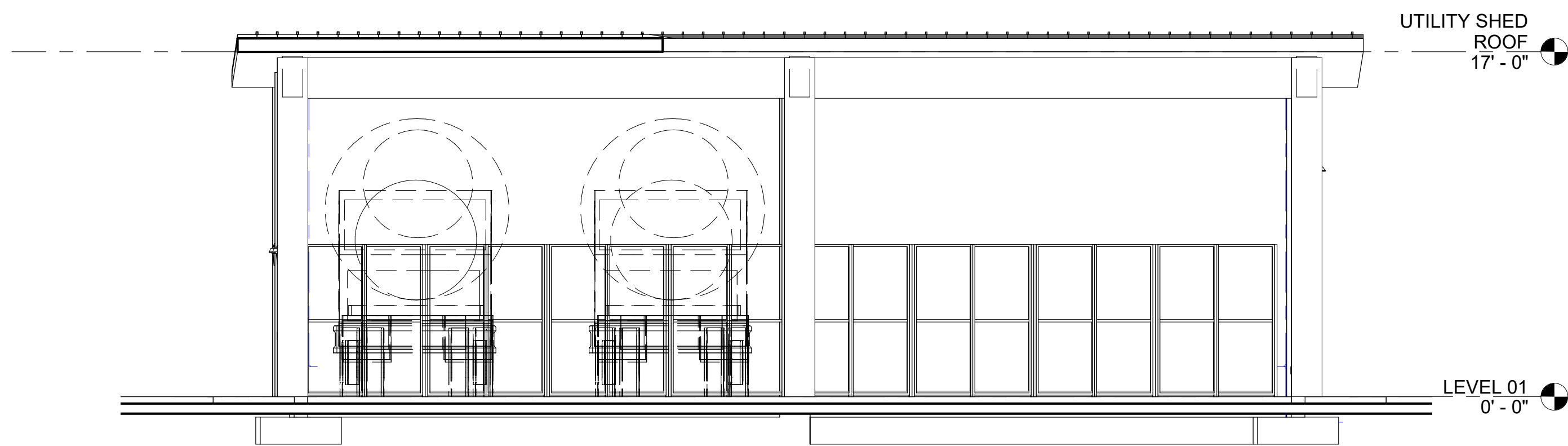
PROJECT NUMBER: Project Number: PROJECT NAME: XMUET18-FREDERIKSTED OFFICE BUILDING PW32
SHEET NUMBER: A3.03 - BUILDING ELEVATIONS - UTILITY SHED
BIM: 360//DPW - Concordia/DPW - Concordia.rvt
11/10/2022 7:10:15 AM



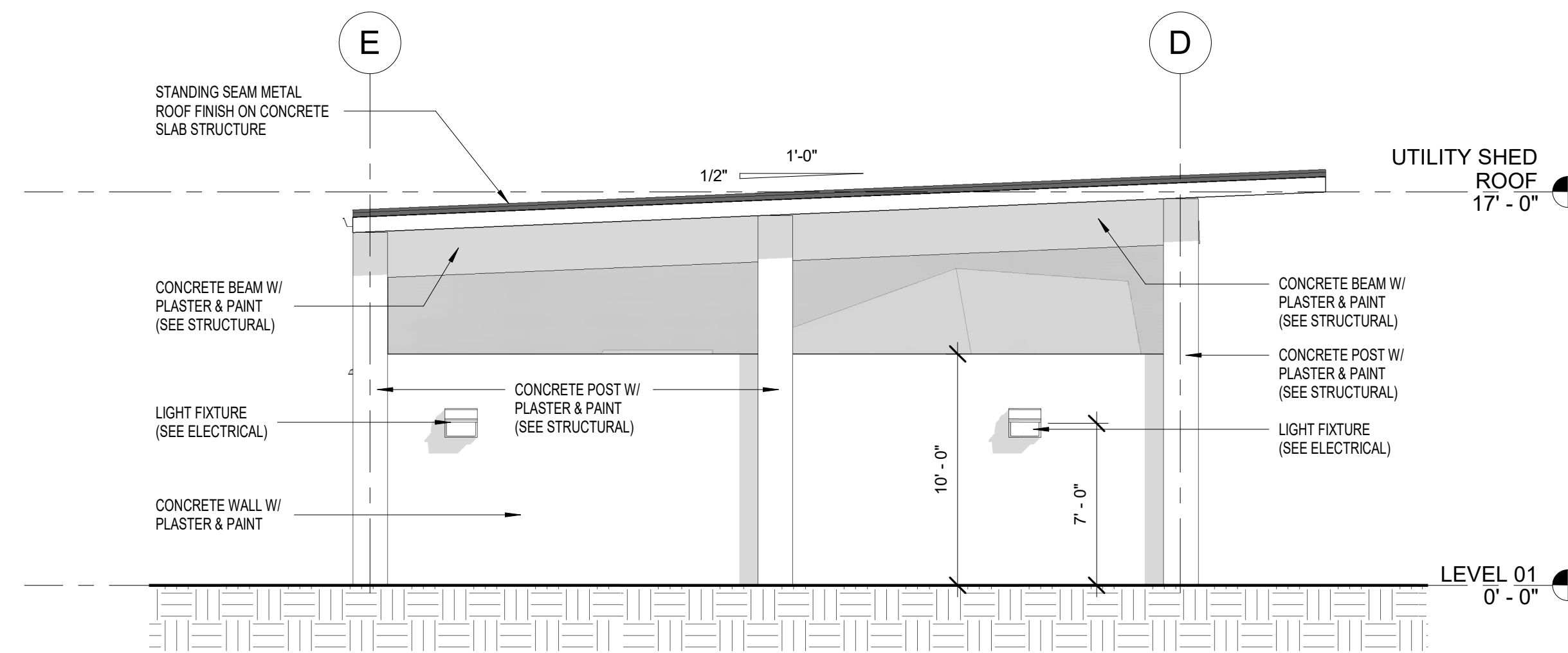
3
A3.03
UTILITY SHED ELEVATION SOUTH
SCALE: 3/16" = 1'-0"



4
A3.03
UTILITY SHED ELEVATION WEST
SCALE: 3/16" = 1'-0"



2
A3.03
UTILITY SHED ELEVATION NORTH
SCALE: 3/16" = 1'-0"



1
A3.03
UTILITY SHED ELEVATION EAST
SCALE: 3/16" = 1'-0"

DESIGN DISTRICT

ARCHITECTS

2110 Company Street, Suite 15
Christianssted, VI, 00820
Tel: (340)-227-4265
Email: designdistrictvi.com
Website: www.designdistrictvi.com

DESIGN DISTRICT, PLLC



SCOPE DOCUMENT

The Construction Documents have not been completed therefore this drawing may be incomplete or not coordinated. The documents issued indicate the general scope of the Project. The Contractor is responsible for complete and coordinated pricing and Work, and shall include all items necessary for the proper execution and completion of the Project, whether indicated or not. All components of the Project shall comply with any and all requirements of national, state, and local codes. The Contractor shall inform the Owner and Architect of any omissions, inconsistencies or errors in the information provided. If no notice is given and any omissions, inconsistencies or errors are discovered, the Architect's decisions on items of Work included in the scope shall be binding on the Contractor, when consistent with the general scope and quality of the Project.

DISASTER NO.
DATE DAMAGED
DAMAGE NO.

ISSUANCES

No.	Drawing Issue Description	Date
-----	---------------------------	------



XMUET18-FREDERIKSTED
OFFICE BUILDING PW32

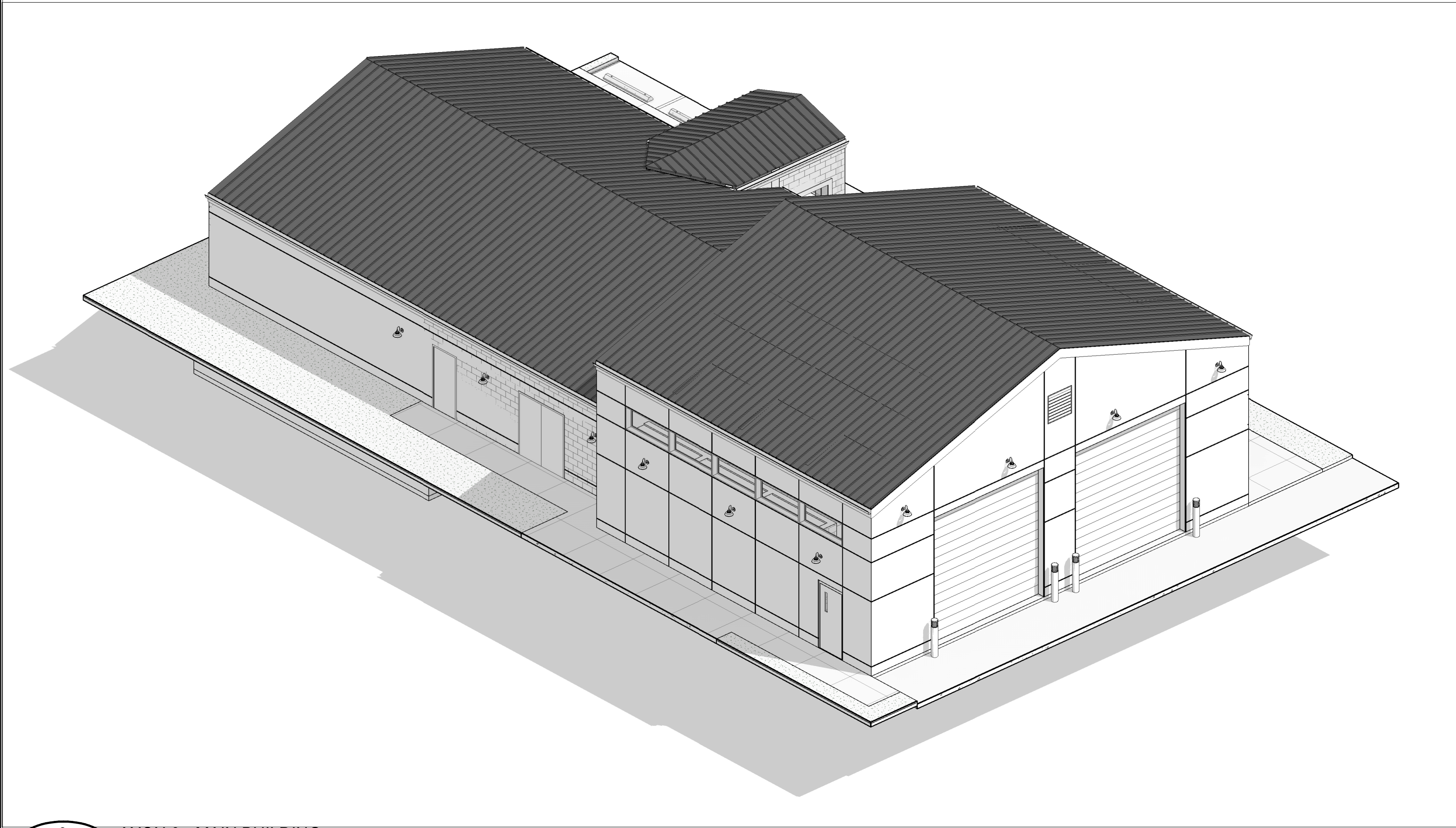
73-B ESTATE CONCORDIA(WEST)
ST. CROIX, USVI
GOVERNMENT OF THE VIRGIN ISLANDS |
DEPARTMENT OF PUBLIC WORKS

BUILDING ELEVATIONS -
UTILITY SHED


Checker	Project Number
Project Architect	Project No.
	10/10/22
	Date

A3.03

NOT ISSUED FOR CONSTRUCTION



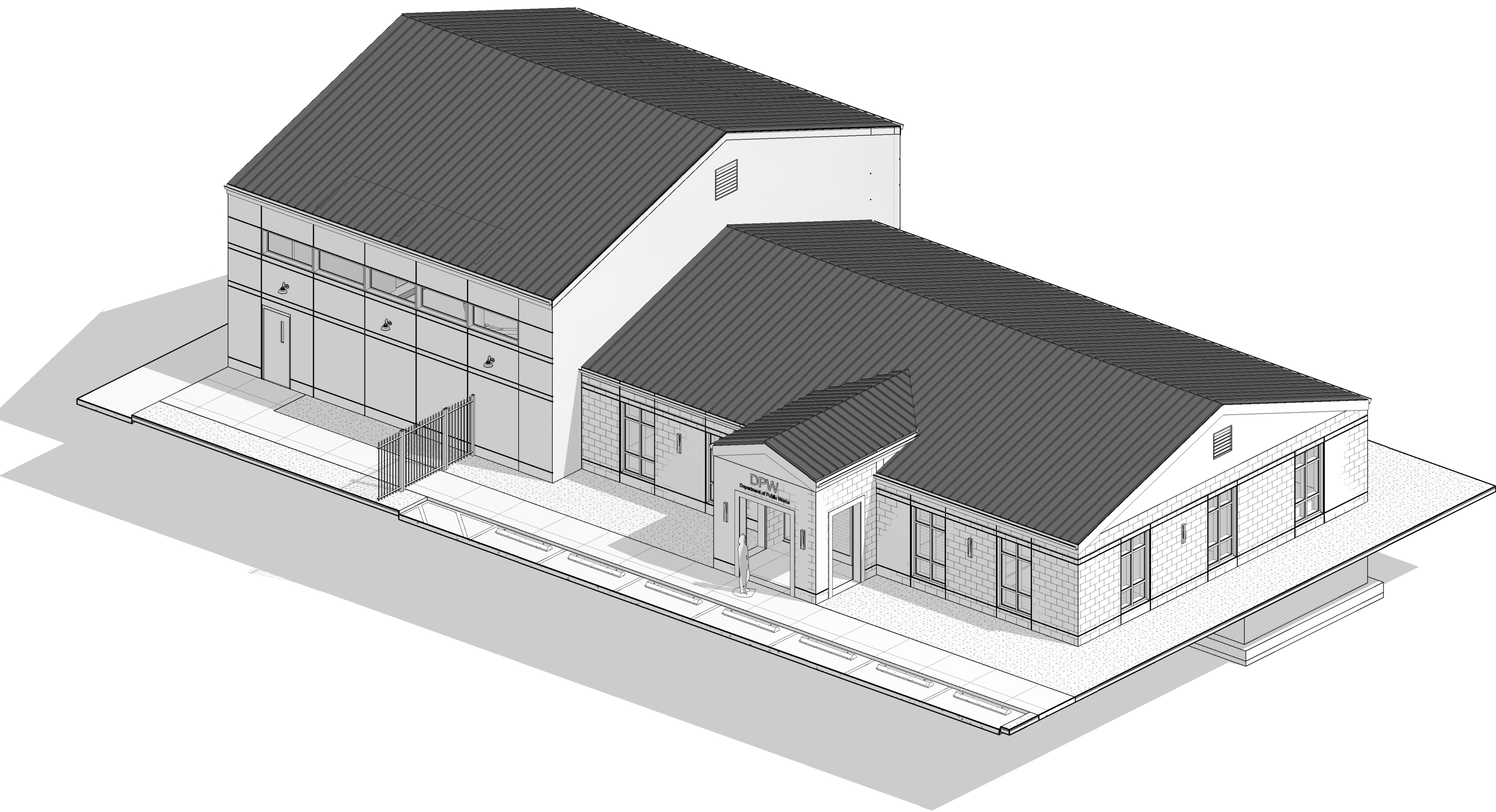
3 AXON 3 - MAIN BUILDING
A3.10 SCALE:



1 AXON 1 - MAIN BUILDING
A3.10 SCALE:



4 AXON 4 - MAIN BUILDING
A3.10 SCALE:



2 AXON 2 - MAIN BUILDING
A3.10 SCALE:

SCOPE DOCUMENTS
The Construction Documents have not been completed therefore this drawing may be incomplete or not coordinated. The documents issued indicate the general scope of the Project. The Contractor is responsible for complete and coordinated pricing and Work, and shall include all items necessary for the proper execution and completion of the Project, whether indicated or not. All components of the Project shall comply with any and all requirements of national, state, and local codes. The Contractor shall inform the Owner and Architect of any omissions, inconsistencies or errors in the information provided. If no notice is given and any omissions, inconsistencies or errors are discovered, the Architect's decisions on items of Work included in the scope shall be binding on the Contractor, when consistent with the general scope and quality of the Project.

DISASTER NO.
DATE DAMAGED
DAMAGE NO.

ISSUANCES		
No.	Drawing Issue Description	Date