



RFQ 001-2024-STX/STT/STJ | *St. Thomas Schools Bundle 2*
Rebuilt USVI Construction Services

VIRGIN ISLAND DEPARTMENT OF EDUCATION LOCKHART PREK-8 SCHOOL

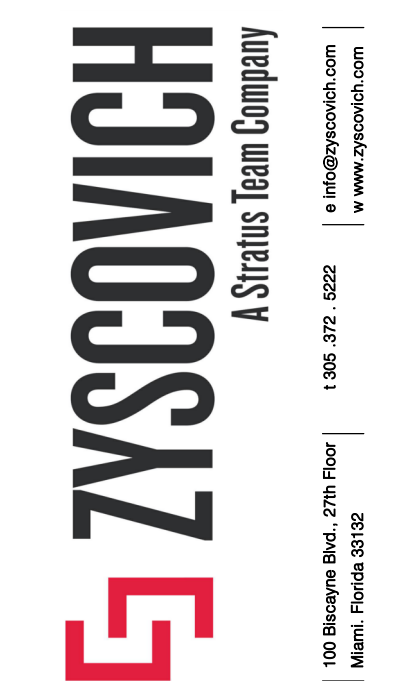
83RM+P83
CHARLOTTE AMALIE, ST THOMAS 00802

ZYSCOVICH PROJECT # 2025-0289.02

PRE-APP CONCEPT DRAWINGS ISSUE DATE: AUGUST 2025



| INDEX OF DRAWINGS FCD PACKAGE | | | | | | |
|-------------------------------|------------|------------------|---------------|--------------|--|------------|
| SHEET | ISSUE DATE | CURRENT REVISION | REVISION DATE | SHEET NUMBER | SHEET NAME | REVISION 1 |
| GENERAL | | | | | | |
| 08/2025 | | FCD 0.00 | | | COVER SHEET | |
| SURVEY | | | | | | |
| 08/2025 | | FCD V1.00 | | | SURVEY (FOR REFERENCE) | |
| DEMOLITION | | | | | | |
| 08/2025 | | FCD AD1.02 | | | DEMOLITION SITE PLAN | |
| 08/2025 | | FCD AD6.01 | | | EXISTING SITE PHOTOS | |
| 08/2025 | | FCD AD6.02 | | | EXISTING SITE PHOTOS 2 | |
| 08/2025 | | FCD AD6.03 | | | EXISTING SITE PHOTOS 3 | |
| SITE PLAN | | | | | | |
| 08/2025 | | FCD A1.01 | | | ARCHITECTURAL SITE PLAN | |
| FLOOR PLANS | | | | | | |
| 08/2025 | | FCD A2.01 | | | FLOOR PLAN LEVEL 01 - OVERALL | |
| 08/2025 | | FCD A2.02 | | | FLOOR PLAN LEVEL 02 - OVERALL | |
| ROOF PLANS | | | | | | |
| 08/2025 | | FCD A4.01 | | | ROOF PLAN - OVERALL | |
| EXTERIOR ELEVATIONS | | | | | | |
| 08/2025 | | FCD AS.01 | | | EXTERIOR ELEVATIONS - AREA A (6-B) | |
| 08/2025 | | FCD AS.02 | | | EXTERIOR ELEVATIONS - AREA A (6-B) | |
| 08/2025 | | FCD AS.03 | | | EXTERIOR ELEVATIONS - AREA B (6-B) | |
| 08/2025 | | FCD AS.04 | | | EXTERIOR ELEVATIONS - AREA B (6-B) | |
| 08/2025 | | FCD AS.05 | | | EXTERIOR ELEVATIONS - AREA C (5/M) | |
| 08/2025 | | FCD AS.06 | | | EXTERIOR ELEVATIONS - AREA C (5/M) | |
| 08/2025 | | FCD AS.07 | | | EXTERIOR ELEVATIONS - AREA D (ADMIN) | |
| 08/2025 | | FCD AS.08 | | | EXTERIOR ELEVATIONS - AREA E (MEDIA) | |
| 08/2025 | | FCD AS.09 | | | EXTERIOR ELEVATIONS - AREA F (DINING) | |
| 08/2025 | | FCD AS.10 | | | EXTERIOR ELEVATIONS - AREA G (ART/MUSIC) | |
| 08/2025 | | FCD AS.11 | | | EXTERIOR ELEVATIONS - AREA J-K-L (K-S) | |
| 08/2025 | | FCD AS.12 | | | EXTERIOR ELEVATIONS - AREA J-K-L (K-S) | |
| 08/2025 | | FCD AS.13 | | | EXTERIOR ELEVATIONS - AREA M-N-P (PRE-K) | |
| 08/2025 | | FCD AS.14 | | | EXTERIOR ELEVATIONS - AREA M-N-P (PRE-K) | |
| 08/2025 | | FCD AS.15 | | | EXTERIOR ELEVATIONS - AREA Q-R (COUNSEL) | |
| 08/2025 | | FCD AS.16 | | | EXTERIOR ELEVATIONS - AREA S | |
| 08/2025 | | FCD AS.30 | | | 3D RENDERINGS - EXTERIOR VIEWS | |



NOT FOR CONSTRUCTION

Structural Engineers
Thornton Thomasetti
80 SW 8th Street, Suite 2160
Miami, FL 33130
786-491-7660
MEP Engineers
TLC Engineering
5757 Waterford District Drive
Suite 400
Miami, FL 33126
305-268-6553

Civil & Landscape
Langan
1221 Brickell Avenue,
Suite 1800
Miami, FL 33131
786-264-7200
Food Service
**RealFood Hospitality,
Strategy & Design**
63 Chapel Street
Newton, MA 02458
617-876-2100



LOCKHART PREK-8 SCHOOL
VIRGIN ISLAND DEPARTMENT OF EDUCATION
83RM+P83
CHARLOTTE AMALIE, ST THOMAS 00802

PRE-APP CONCEPT DRAWINGS
AUGUST 2025
REVISIONS

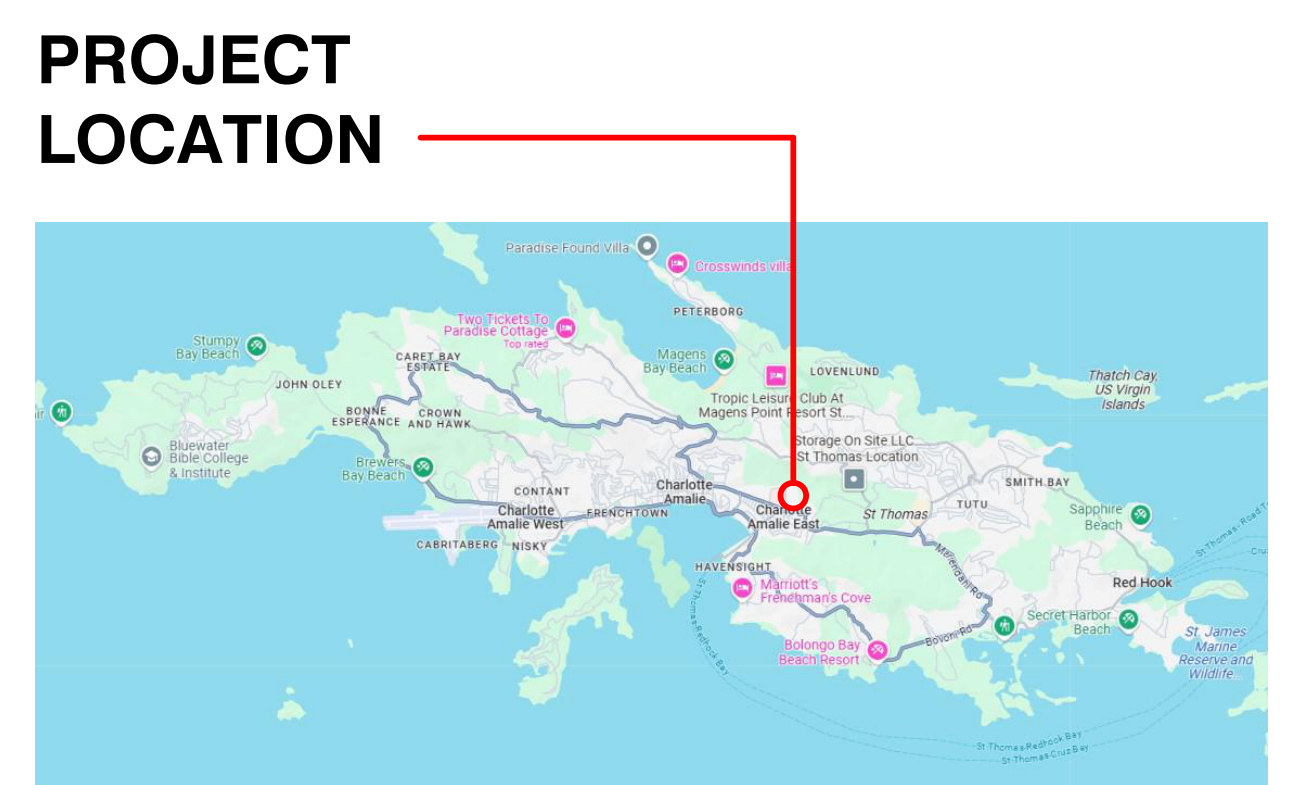
| Rev | Date | Note |
|-----|------|------|
| | | |
| | | |
| | | |
| | | |
| | | |

2025-0289.02
COVER SHEET

FCD 0.00



PROJECT RENDERING



PROJECT LOCATION

LOCATION MAP

ARCHITECT
ZYSCOVICH, LLC.
100 N. Biscayne Blvd, 27th Floor
Miami, Florida 33132
(305) 372-5222 Tel
(305) 577-4521 Fax

LOCAL ARCHITECT DESIGN AND CONSULTING
JAREDIAN DESIGN GROUP
5143 Palm Passage (Dronningens Gade) Second Floor, Suite B24-25. St. Thomas, U.S. Virgin Islands 00802.
(340) 340-777-1600 Tel

CIVIL ENGINEERS
LANGAN
1221 Brickell Avenue, Suite 1800
Miami, Florida 33131
(786)-264-7200 Tel
Fax #

FIRE PROTECTION ENGINEERING
SLS CONSULTING
260 Palermo Ave,
Coral Gables, Florida 33134
(786)-264-7200 Tel
Fax #

STRUCTURAL ENGINEERS
THORNTON THOMASETTI
80 SW 8th Street, Suite 2160
Miami, Florida 33130
(786) 491-7660 Tel
Fax #

FURNITURE SELECTION AND SPECIFICATION
ERNIE MORRIS ENTERPRISES, INC.
232 North Main Street
Bushnell, Florida 33513
(800) 457.2745 Tel
(800) 457.2778 Fax

M/E/P ENGINEERS
TLC ENGINEERING
5757 Waterford District Drive Suite 400
Miami, Florida 33126
(305) 366-6553 Tel

POOL CONSULTANT
AQUADYNAMICS DESIGN GROUP
5000 SW 75th Ave #103,
Miami, Florida 33155
(305) 667-8975 Tel
Fax #

FOOD SERVICES
REALFOOD HOSPITALITY, STRATEGY & DESIGN
63 Chapel Street
Newton, Massachusetts 02458
(617)-876-2100 Tel
(305) 577-4521 Fax

TURF CONSULTANT
TURF DR. PHIL
Turf Dr. Phil LLC
912 West Dug Gap Mountain Road
Dalton, Georgia 30720
(706) 331-5407 Tel
Fax #

BUILDING ENVELOPE
JAY AMMON ARCHITECTS
126 S Park Ave Suite A,
Winter Park, Florida 32789
(407) 333-1977 Tel
Fax #

STATEMENT

COPYRIGHT © 2025 ZYSCOVICH, LLC. ALL RIGHTS RESERVED. THESE DRAWINGS AND SPECIFICATIONS ARE INSTRUMENTS OF SERVICE AND SHALL REMAIN THE PROPERTY OF ZYSCOVICH, LLC. WHETHER THE PROJECT FOR WHICH THEY WERE PREPARED IS EXECUTED OR NOT. THEY ARE NOT TO BE USED IN ANY MANNER ON OTHER PROJECTS OR EXTENSIONS TO THIS PROJECT EXCEPT BY AGREEMENT IN WRITING AND WITH THE APPROPRIATE COMPENSATION TO ZYSCOVICH, LLC. REPRODUCTIONS OF SPECIFICATIONS WITHOUT THE WRITTEN CONSENT OF ZYSCOVICH, LLC. IS PROHIBITED.

TO THE BEST OF MY KNOWLEDGE, THESE DRAWINGS ARE COMPLETE AND COMPLY WITH THE "INTERNATIONAL BUILDING CODE", AND THE "INTERNATIONAL FIRE CODE".

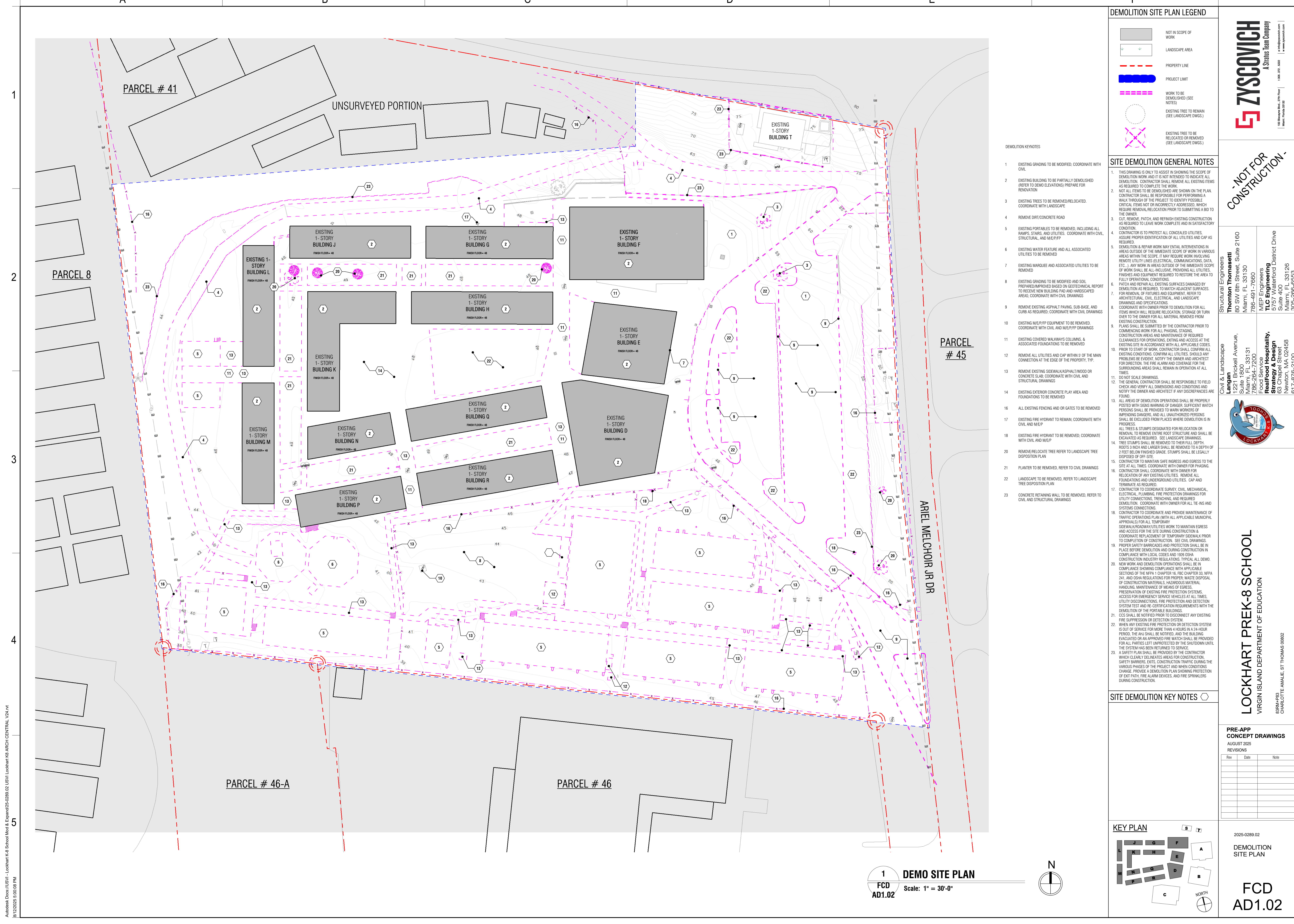
DATE

SCOPE OF WORK

THE INTENT OF THIS PLANNING EFFORT IS TO DEVELOP A PATH FOR EXPANDING THE CURRENT CAPACITY OF THE EXISTING FACILITIES TO ACCOMMODATE THE EXPANDED NEW PK-8 EDUCATIONAL PROGRAM MODEL AND ACCOMMODATE THE DISPLACED 6TH THROUGH 8TH GRADE STUDENTS COLLOCATED FROM THE ADELLETTA CANCRYN JUNIOR HIGH SCHOOL CAMPUS. CURRENTLY THE EXPANDED ENROLLMENT HAS BEEN ACCOMMODATED THROUGH THE TEMPORARY PORTABLE / SPRUNG FACILITIES ON THE SOUTH SIDE OF THE CAMPUS. ADDITIONALLY, ANY CAMPUS EXPANSION IS TO BE PLANNED IN A WAY THAT AVOIDS INTERFERING WITH THE PLANNED PHASES FOR EFFICIENCY OF PROJECT FUNDS AND EXPEDITING THE FINAL SITE DEVELOPMENT.

IN REVIEW OF THE EXISTING CONDITIONS AND PRELIMINARY MASTER PLANNING BY VIDE, THE TEAM CONFIRMED THE PLANNED EXPANSION IS APPROPRIATELY PROGRAMMED AND PLANNED ON THE CURRENT SCHOOL CAMPUS. THE BASE PROGRAM WILL PROVIDE NEW ADDITIONS TO ACCOMMODATE THE INCREASED ENROLLMENT AS WELL AS ALLOW FOR THE DEVELOPMENT OF A NEW CONTROLLED MAIN ENTRY FOR THE CAMPUS AND AN ENCLOSED GYMNASIUM (PUBLIC SPACE) LOCATED ON THE EXISTING PARKING AND OPEN FIELD AREA AT THE EAST AND SOUTH SIDES OF THE CAMPUS. THE EXISTING ADMINISTRATION SUITE WILL BE FULLY RENOVATED AND RECONFIGURED. ALL CURRENT ACADEMIC AREAS WILL BE REMODELED AND CONFIGURED TO SUPPORT THE 21ST CENTURY EDUCATIONAL MODEL.

THE NEW ENTRY TO THE FACILITY AND CAMPUS IS PLANNED TO FACE THE SOUTHEAST SHARING A MAIN BUS DROP-OFF, PARKING LOT AND PEDESTRIAN ENTRANCE AREA. A NEW BUS AND PARENT LOOP AND PARKING AREAS ARE PLANNED FOR THE FULL PERIMETER OF THE SITE ALLOWING FOR MAINTENANCE AND EMERGENCY VEHICLE ACCESS, AS WELL AS EXPANDING THE PICK-UP PROCESSING AND QUEUEING AREAS / LENGTHS TO MITIGATE TRAFFIC CONCERNS FOR THE CAMPUS AND SURROUNDING COMMUNITY. THE FIELD AREAS WILL BE REDEVELOPED ON THE SOUTHERN PORTION OF THE SITE TO INCLUDE A LEARN TO SWIM POOL AND A SOCCER "MINI-PITCH".



DEMOLITION SITE PLAN LEGEND

- NOT IN SCOPE OF WORK
- LANDSCAPE AREA
- PROPERTY LINE
- PROJECT LIMIT
- WORK TO BE DEMOLISHED (SEE NOTES)
- EXISTING TREE TO REMAIN (SEE LANDSCAPE DWGS.)
- EXISTING TREE TO BE RELOCATED OR REMOVED (SEE LANDSCAPE DWGS.)

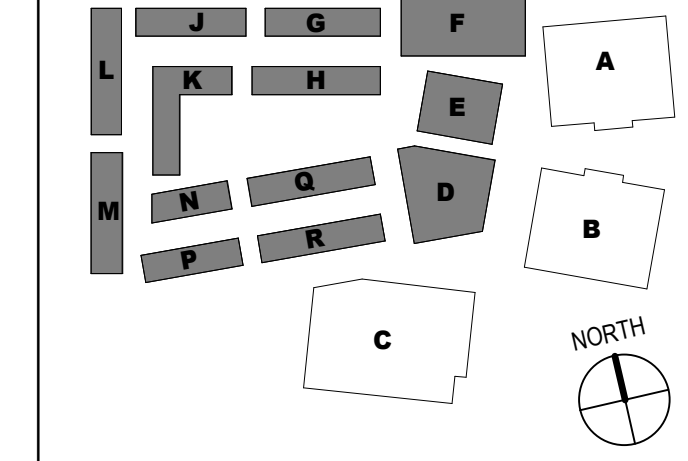
SITE DEMOLITION GENERAL NOTES

1. THIS DRAWING IS ONLY TO ASSIST IN SHOWING THE SCOPE OF DEMOLITION WORK AND IS NOT INTENDED TO INDICATE ALL DEMOLITION. CONTRACTOR SHALL REMOVE ALL EXISTING ITEMS AS REQUIRED TO COMPLETE THE WORK.
2. NOT ALL ITEMS TO BE DEMOLISHED ARE SHOWN ON THE PLAN. CONTRACTOR SHALL BE RESPONSIBLE FOR PERFORMING A WALK THROUGH OF THE PROJECT TO IDENTIFY POSSIBLE CRITICAL ITEMS NOT CORRECTLY ADDRESSED WHICH REQUIRE REMOVAL/RELOCATION PRIOR TO SUBMITTING A BID TO THE OWNER.
3. CUT, REMOVE, PATCH, AND REFRESH EXISTING CONSTRUCTION AS REQUIRED TO LEAVE WORK COMPLETE AND IN SATISFACTORY CONDITION.
4. CONTRACTOR IS TO PROTECT ALL CONCEALED UTILITIES. ASSURE PROPER IDENTIFICATION OF ALL UTILITIES AND CAP AS REQUIRED.
5. DEMOLITION & REPAIR WORK MAY ENTAIL INTERVENTIONS IN AREAS OUTSIDE OF THE IMMEDIATE SCOPE OF WORK IN VARIOUS AREAS WITHIN THE SCOPE. IT MAY REQUIRE WORK INVOLVING REMOTE UTILITY LINES (ELECTRICAL, COMMUNICATIONS, DATA, ETC.). ANY WORK IN AREAS OUTSIDE OF THE IMMEDIATE SCOPE OF WORK SHALL BE ALL-INCLUSIVE, PROVIDING ALL UTILITIES, FINISHES AND EQUIPMENT REQUIRED TO MATCH ADJACENT SURFACES TO FULLY OPERATIONAL CONDITIONS.
6. PATCH AND REPAIR ALL EXISTING SURFACES DAMAGED BY DEMOLITION AS REQUIRED TO MATCH ADJACENT SURFACES. DRAWINGS AND SPECIFICATIONS.
7. FOR REMOVAL OF FIXTURES AND EQUIPMENT REFER TO ARCHITECTURAL, CIVIL, ELECTRICAL, AND LANDSCAPE DRAWINGS AND SPECIFICATIONS.
8. COORDINATE WITH OWNER PRIOR TO DEMOLITION FOR ALL CURBS AS REQUIRED, STORING OR TURN OVER TO THE OWNER FOR ALL MATERIAL REMOVED FROM EXISTING CONSTRUCTION.
9. PLANS SHALL BE SUBMITTED BY THE CONTRACTOR PRIOR TO COMMENCING WORK FOR ALL PHASING, STAGING, CONSTRUCTION AREAS AND MAINTENANCE OF REQUIRED CLEARANCES FOR OPERATIONS. EXISTING UTILITIES AT THE EXISTING SITE IN ACCORDANCE WITH ALL APPLICABLE CODES.
10. PRIOR TO START OF WORK CONTRACTOR SHALL CONFIRM ALL EXISTING CONDITIONS. CONFIRM ALL UTILITIES SHOULD ANY PROBLEMS BE EVIDENT. NOTIFY THE OWNER AND ARCHITECT FOR DIRECTION. THE FIRE ALARM AND COVERAGE FOR THE SURROUNDING AREAS SHALL REMAIN IN OPERATION AT ALL TIMES.
11. DO NOT SCALE DRAWINGS.
12. THE GENERAL CONTRACTOR SHALL BE RESPONSIBLE TO FIELD CHECK AND VERIFY ALL DIMENSIONS AND CONDITIONS AND NOTIFY THE OWNER AND ARCHITECT IF ANY DISCREPANCIES ARE FOUND.
13. ALL AREAS OF DEMOLITION OPERATIONS SHALL BE PROPERLY POSTED WITH SIGNS WARNING OF DANGER. SUFFICIENT WATCH PERSONS SHALL BE PROVIDED TO WARN WORKERS OF IMPENDING DANGERS, AND ALL UNAUTHORIZED PERSONS SHALL BE EXCLUDED FROM PLACES WHERE DEMOLITION IS IN PROGRESS.
14. ALL TREES & STUMPS DESIGNATED FOR RELOCATION OR REMOVAL TO REMOVE ENTIRE ROOT STRUCTURE AND SHALL BE EXCAVATED AS REQUIRED. SEE LANDSCAPE DRAWINGS.
15. TREE STUMPS SHALL BE REMOVED TO THEIR FULL DEPTH. ROOTS 2" AND LARGER SHALL BE REMOVED TO A DEPTH OF 2 FEET BELOW FINISHED GRADE. STUMPS SHALL BE LEGALLY DISPOSED OF OFF-SITE.
16. CONTRACTOR TO MAINTAIN SAFE INGRESS AND EGRESS TO THE SITE AT ALL TIMES. COORDINATE WITH OWNER FOR PHASING.
17. CONTRACTOR SHALL COORDINATE WITH OWNER FOR RELOCATION OF ANY EXISTING UTILITIES. REMOVE ALL FOUNDATIONS AND UNDERGROUND UTILITIES. CAP AND TERMINATE AS REQUIRED.
18. CONTRACTOR TO COORDINATE SURVEY, CIVIL, MECHANICAL, ELECTRICAL, PLUMBING, FIRE PROTECTION DRAWINGS FOR UTILITY CONNECTIONS, TRENCHING, AND REQUIRED DEMOLITION. COORDINATE WITH OWNER FOR ALL TIE-INS AND SYSTEMS CONNECTIONS.
19. CONTRACTOR TO COORDINATE AND PROVIDE MAINTENANCE OF SEWER/KIDWAY UTILITIES WORK TO MAINTAIN EGRESS AND ACCESS FOR THE SITE DURING CONSTRUCTION & COORDINATE REPLACEMENT OF TEMPORARY SIDEWALK PRIOR TO COMPLETION OF CONSTRUCTION. SEE CIVIL DRAWINGS.
20. PROPER SAFETY BARRICADES AND PROTECTION SHALL BE IN PLACE BEFORE DEMOLITION AND DURING CONSTRUCTION IN COMPLIANCE WITH LOCAL CODES AND 1089 OSHA CONSTRUCTION INDUSTRY REGULATIONS. TYPICAL ALL DEMO. NEW WORK AND DEMOLITION OPERATIONS SHALL BE IN COMPLIANCE WITH LOCAL CODES AND 1089 OSHA REGULATIONS FOR PROPER WASTE DISPOSAL OF CONSTRUCTION MATERIALS, HAZARDOUS MATERIAL HANDLING, MAINTENANCE OF MEANS OF EGRESS, PRESERVATION OF EXISTING FIRE PROTECTION SYSTEMS, ACCESS FOR EMERGENCY SERVICE VEHICLES AT ALL TIMES, UTILITY DISCONNECTIONS, FIRE PROTECTION AND DETECTION SYSTEM TEST AND RE-CERTIFICATION REQUIREMENTS WITH THE DEMOLITION OF THE PORTABLE BUILDINGS.
21. CCS SHALL BE NOTIFIED PRIOR TO DISCONNECT ANY EXISTING FIRE SUPPRESSION OR DETECTION SYSTEM.
22. WHEN ANY EXISTING FIRE PROTECTION OR DETECTION SYSTEM IS OUT OF SERVICE FOR MORE THAN 4 HOURS IN A 24-HOUR PERIOD, THE AHJ SHALL BE NOTIFIED, AND THE BUILDING EVACUATED OR AN APPROVED FIRE WATCH SHALL BE PROVIDED FOR ALL PARTIES LEFT UNPROTECTED BY THE SHUTDOWN UNTIL THE SYSTEM HAS BEEN RETURNED TO SERVICE.
23. A SAFETY PLAN SHALL BE PROVIDED BY THE CONTRACTOR WHICH CLEARLY DELINEATES AREAS FOR CONSTRUCTION, SAFETY BARRIERS, EXITS, CONSTRUCTION TRAFFIC DURING THE VARIOUS PHASES OF THE PROJECT AND WHEN CONDITIONS CHANGE. PROVIDE A DEMOLITION PLAN SHOWING PROTECTION OF EXIT PATH, FIRE ALARM DEVICES, AND FIRE SPRINKLERS DURING CONSTRUCTION.

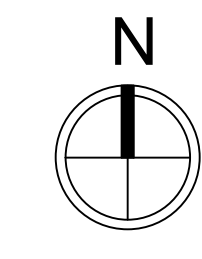
SITE DEMOLITION KEY NOTES

| Rev | Date | Note |
|-----|------|------|
| | | |
| | | |
| | | |
| | | |

KEY PLAN



1 DEMO SITE PLAN
FCD AD1.02 Scale: 1" = 30'-0"




ZYSKOVICH
 A STRATUS TEAM COMPANY
 1000 S.W. 10th Ave., Suite 200
 Miami, Florida 33135
 305-268-8553
 www.zyskovich.com

NOT FOR CONSTRUCTION

Structural Engineers
Thornton Thomasetti
 80 SW 8th Street, Suite 2160
 Miami, FL 33130
 796-491-7660
 MEP Engineers
TLC Engineering
 5757 Waterford District Drive
 Miami, FL 33126
 305-268-8553

Civil & Landscape
Lanica
 1221 Brickell Avenue,
 Suite 1800
 Miami, FL 33131
 796-264-7200
 Food Service
RealFood & Design
 63 Chapel Street
 Newton, MA 02458
 617-876-2100



LOCKHART PREK-8 SCHOOL
 VIRGIN ISLAND DEPARTMENT OF EDUCATION
 8394P83
 CHARLOTTE AVENUE, ST THOMAS 00802

PRE-APP CONCEPT DRAWINGS
 AUGUST 2025

| Rev | Date | Note |
|-----|------|------|
| | | |
| | | |
| | | |
| | | |

2025-0289.02
 DEMOLITION SITE PLAN
FCD AD1.02

A

B

C

D

E

F

1

2

3

4


5



EXISTING SITE PHOTO FACING NORTHWEST Copy

1
FCD
AD6.01

1




NOT FOR CONSTRUCTION

Structural Engineers
Thornton Thomasetti
 80 SW 8th Street, Suite 2160
 Miami, FL 33130
 786-491-7660

MEP Engineers
TLC Engineering
 5757 Waterford District Drive
 Suite 400
 Miami, FL 33126
 305-268-6553

Civil & Landscape
Langan
 1221 Brickell Avenue,
 Suite 1800
 Miami, FL 33131
 786-264-7200

Food Service
**RealFood Hospitality,
 Strategy & Design**
 63 Chapel Street
 Newcan, MA 02458
 617-876-2100



LOCKHART PREK-8 SCHOOL
 VIRGIN ISLAND DEPARTMENT OF EDUCATION
 838MFP83
 CHARLOTTE AMALIE, ST THOMAS 00802

PRE-APP
 CONCEPT DRAWINGS
 AUGUST 2025

REVISIONS

| Rev | Date | Note |
|-----|------|------|
| | | |
| | | |
| | | |
| | | |
| | | |
| | | |
| | | |
| | | |
| | | |
| | | |

2025-0289.02
 EXISTING SITE
 PHOTOS

FCD
 AD6.01

A

B

C

D

E

F

1

2

3

4

5



EXISTING SITE PHOTO FACING SOUTHEAST Copy

1
FCD
AD6.02

1

Autodesk Docs://USVY - Lockhart K-8 School Mod & Expand/25-0289-02 USVY Lockhart K8 ARCH CENTRAL V241.rvt
8/2/2025 5:00:12 PM




NOT FOR CONSTRUCTION

Structural Engineers
Thornton Thomasetti
 80 SW 8th Street, Suite 2160
 Miami, FL 33130
 786-491-7660

MEP Engineers
TLC Engineering
 5757 Waterford District Drive
 Suite 400
 Miami, FL 33126
 305-268-8553

Civil & Landscape
Langan
 1221 Brickell Avenue,
 Suite 1800
 Miami, FL 33131
 786-264-7200

Food Service
**RealFood Hospitality,
 Strategy & Design**
 63 Chapel Street
 Newcan, MA 02458
 617-876-2100



LOCKHART PREK-8 SCHOOL
 VIRGIN ISLAND DEPARTMENT OF EDUCATION
 839MFP83
 CHARLOTTE AMALIE, ST THOMAS 00802

PRE-APP CONCEPT DRAWINGS
AUGUST 2025

REVISIONS

| Rev | Date | Note |
|-----|------|------|
| | | |
| | | |
| | | |
| | | |
| | | |
| | | |
| | | |
| | | |
| | | |
| | | |

2025-0289-02
EXISTING SITE PHOTOS 2

FCD
AD6.02

A B C D E F

1

2

3

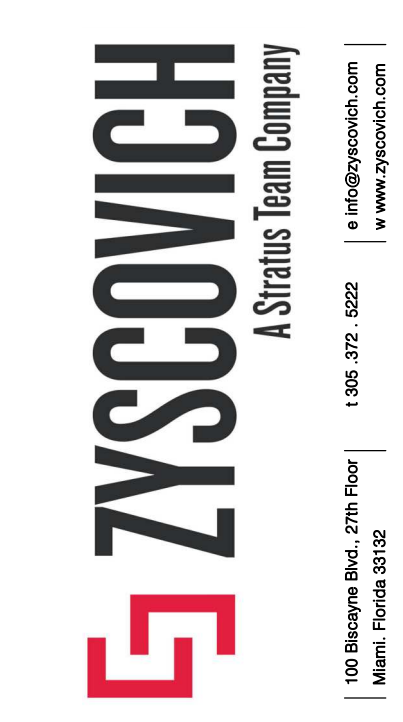
4

5



EXISTING SITE PHOTO FACING SOUTHWEST Copy

1 1
 FCD
 AD6.03




NOT FOR CONSTRUCTION

Structural Engineers
Thornton Thomasetti
 80 SW 8th Street, Suite 2160
 Miami, FL 33130
 786-491-7660

MEP Engineers
TLC Engineering
 5757 Waterford District Drive
 Suite 400
 Miami, FL 33126
 305-268-8553

Civil & Landscape
Langan
 1221 Brickell Avenue,
 Suite 1800
 Miami, FL 33131
 786-264-7200

Food Service
**RealFood Hospitality,
 Strategy & Design**
 63 Chapel Street
 Newcan, MA 02458
 617-876-2100



LOCKHART PREK-8 SCHOOL
 VIRGIN ISLAND DEPARTMENT OF EDUCATION
 8381MP83
 CHARLOTTE AMALIE, ST THOMAS 00802

PRE-APP
 CONCEPT DRAWINGS
 AUGUST 2025
 REVISIONS

| Rev | Date | Note |
|-----|------|------|
| | | |
| | | |
| | | |
| | | |
| | | |
| | | |
| | | |
| | | |
| | | |
| | | |

2025-0289.02
 EXISTING SITE
 PHOTOS 3

FCD
 AD6.03

SITE PLAN NOTES

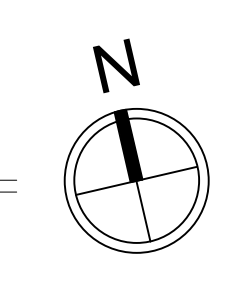
- ALL SITE ADAPTATION WORK REQUIRED TO CONSTRUCT BUILDINGS SHALL BE IN ACCORDANCE WITH THE FOLLOWING CODES OF RECORD: IBC LATEST EDITION, NFPA 1, NFPA 101 LATEST EDITION.
- CONTRACTOR SHALL CLEAR AND PREPARE THE SITE TO RECEIVE NEW BUILDING AND WALKWAY PAD. FILL SHALL BE COMPACTED TO PER PROVIDED GEO-TECHNICAL REPORT. GENERAL CONTRACTOR SHALL SUBMIT TO OWNER GEOTECHNICAL REPORTS CONFIRMING THE REQUIRED COMPACTION PRIOR TO CONSTRUCTION OF BUILDING. CONTRACTOR SHALL PREPARE THE SITE TO RECEIVE NEW FOUNDATIONS AS REQUIRED BY THE GEOTECHNICAL REPORT.
- BUILDING SHALL BE ACCESSIBLE. ALL COVERED WALKWAYS, RAMPS, AND STAIRS LEADING TO THE BUILDINGS SHALL BE IN COMPLIANCE WITH INTERNATIONAL ACCESSIBILITY CODE. THERE SHALL BE NO CHANGES IN WALKWAY ELEVATION GREATER THAN 1/4".
- CONTRACTOR SHALL REROUTE AND REPAIR ANY IRRIGATION IN CONFLICT WITH PROPOSED SCOPE OF WORK. CONTRACTOR SHALL REGRADE AND RESOD ALL AREAS AFFECTED BY NEW WORK. THIS ARCHITECTURAL SITE PLAN.
- GENERAL CONTRACTOR SHALL PROVIDE 6 FT. CHAIN LINK SEPARATION FENCE (WITH SCREEN) AS REQUIRED CONTROL AND SEPARATE PEDESTRIAN AND VEHICULAR TRAFFIC FROM CONSTRUCTION ACTIVITIES. EXACT LOCATION AND CONFIGURATION SHALL BE COORDINATED WITH OWNER'S REPRESENTATIVE AT PRECONSTRUCTION MEETINGS.
- FOR EXISTING SITE CONDITIONS AND IMPROVEMENTS REFERENCE ATTACHED SITE SURVEY.
- GENERAL CONTRACTOR SHALL COORDINATE AND SUBMIT SIGNED AND SEALED SHOP DRAWINGS AND CALCULATIONS FOR ALL SPECIALTY ITEMS TO BE APPROVED BY DESIGN ENGINEER/ARCHITECT OF RECORD FOR DESIGN INTENT AS PER CHIEF PLANS EXAMINER AND BUILDING OFFICIAL AND IBC 104.2.2.2. SPECIALTY ENGINEERING ITEMS INCLUDE BUT ARE NOT LIMITED TO: ALUMINUM CANOPIES, FENCING.
- PRE-ENGINEERED ALUMINUM COVERED WALKWAY AND/OR TRELLIS (SYSTEM) SHALL BE INTERNAL DRAINING BEAM TYPE AND CONNECTED TO STORM DRAINAGE LINES BELOW GRADE. SEE CIVIL DRAWINGS. COLUMN SPACING & FOUNDATION REQUIREMENTS SHALL BE PROVIDED BY COVERED WALKWAY MANUFACTURER.
- CONTRACTOR SHALL SUBMIT SPECIALTY ENGINEERED SHOP DRAWINGS AND CALCULATIONS SIGNED AND SEALED (WHICH USE ASCE CURRENT AS CRITERION FOR LOADS).
- THE CONTRACTOR SHALL BE RESPONSIBLE FOR SAFETY DURING DEMOLITION AND CONSTRUCTION. THE CONTRACTOR SHALL BE FAMILIAR WITH AND BE RESPONSIBLE FOR ADHERENCE TO ALL GOVERNING REGULATIONS.
- DURING THE ENTIRE CONSTRUCTION PERIOD, IT SHALL BE THE RESPONSIBILITY OF THE CONTRACTOR TO MAINTAIN CONDITIONS AT THE JOB SITE SO AS TO MEET IN ALL RESPECTS THE REQUIREMENTS OF THE OCCUPATIONAL SAFETY AND HEALTH ACT (OSHA). THIS PROVISION SHALL COVER THE CONTRACTOR'S EMPLOYEES AND ALL OTHER PERSONS WORKING UPON OR VISITING THE SITE. TO THIS END, THE CONTRACTOR SHALL INFORM HIMSELF AND HIS REPRESENTATIVES OF OSHA STANDARDS.
- CONTRACTOR SHALL FIELD VERIFY ALL CONDITIONS AND DIMENSIONS FOR EXACT EXTENT OF DEMOLITION AND NOTIFY ARCHITECT OF ANY DISCREPANCIES BEFORE PROCEEDING W/ WORK. CONTRACTOR SHALL BE RESPONSIBLE FOR ANY CONFLICTS THAT MAY HAVE BEEN AVOIDED THEREBY.
- CONTRACTOR IS TO REFER TO CIVIL, LANDSCAPE, STRUCTURE, MECHANICAL, PLUMBING, FIRE PROTECTION AND ELECTRICAL DRAWINGS FOR FULL EXTENT OF WORK.
- CONTRACTOR SHALL COORDINATE ALL WORK WITH THE OWNER SO THAT THE OWNER'S ACTIVITIES ARE NOT INTERRUPTED. IF ANY ACTIVITY IS TO BE INTERRUPTED, I.E. NORMAL WORKING CONDITIONS, TELEPHONE, ELECTRICITY, WATER OR ANY OTHER UTILITY NOT MENTIONED, CONTRACTOR IS TO OBTAIN WRITTEN PERMISSION FROM THE OWNER AUTHORIZING SUCH INTERRUPTION.
- ITEMS TO BE REMOVED IN DEMOLITION AREAS ARE TO BE VERIFIED BY FIELD INSPECTION. IT IS THE INTENT TO REMOVE EXISTING FEATURES AS REQUIRED TO PREPARE THE AREA FOR CONSTRUCTION. IF A FEATURE OF REMOVED IS NOT SHOWN IT DOES NOT RELIEVE THE CONTRACTOR OF THE RESPONSIBILITY OF REMOVING SUCH A FEATURE OR ENTITLE HIM TO AN EXTRA FEE FOR THE REMOVAL OF SUCH FEATURE.
- REPAIR ALL PAVED AND WALK SURFACES DAMAGED BY CONSTRUCTION TO LIKE NEW WITH MATERIAL TO MATCH ADJACENT.
- FOR ALL GRADING OF SITE SEE CIVIL AND LANDSCAPE DRAWINGS.
- ALL WIRE FABRIC MESH TO BE NO. 9 GAUGE 2" MESH. ALL CHAINLINK FENCE MATERIAL TO BE ALLIED SS40 OR EQUAL CONFORMING TO CLFMI SPECIFICATIONS. ALL FENCES ARE TO BE DESIGNED AND CONSTRUCTED IN ACCORDANCE WITH ALL APPLICABLE CODES INCLUDING CURRENT EDITION OF IBC. MINIMUM WIND SPEED OF 140 +40 MILES PER HOUR AND IMPORTANCE FACTOR OF 1.0 BE USED IN DESIGN.
- ALL SITE LIGHTING POLES ARE TO BE PROVIDED WITH DATA CONDUIT (1" MIN.) RUN TO SERVE ALL FUTURE SECURITY NEEDS. CONDUIT TO BE FED BACK TO MAIN SECURITY PANEL LOCATION (MDF ROOM). ALL SITE LIGHTING POLES TO BE PROVIDED WITH ADDITIONAL CONVENIENCE EXTERIOR GRADE COVERED DUPLEX OUTLET MOUNTED AT BASE.
- ALL PROPOSED STRUCTURES WHICH INCLUDE SITE LIGHTING POLES, FENCES, WALLS, ETC. MUST COMPLY WITH THE FOLLOWING: IBC 1620.2, IBC 1612.2.1, IBC 1621.1 (ASCE 7) & IBC 1621.2 (ASCE 7).
- CONTRACTOR TO PROVIDE TERMITE PROTECTION AS REQUIRED BY THE PROVISIONS FOUND IN THE IBC (MOST NOTABLY SECTION 104.2.6 -104.2.7, 1403.1.6, 1816.1-1816.2 AND 2116) SPECIFICATION SECTION 02280 SOIL TREATMENT.
- PROVIDE GALVANIZED PIPE GROUTED FULL & PAINTED FOR ALL EXTERIOR BOLLARD LOCATIONS. CONTRACTOR TO COORDINATE BASE BOLLARD DIAMETER, REINFORCING HEIGHT AND INSTALLATION AS REQUIRED FOR BOLLARD COVERFINISH TO BE FROM STANDARD COLOR SELECTION AS SELECTED BY ARCHITECT AND OWNER.

SITE PLAN LEGEND

- EXISTING STRUCTURE
- NEW STRUCTURE
- LANDSCAPE AREA
- PROPERTY LINE



1 ARCHITECTURAL SITE PLAN
 Scale: 1" = 30'-0"




ZYSKOVICH
 A Stratus Team Company
 10000 SW 15th Ave, Suite 200
 Miami, Florida 33185
 305-556-1000
 www.zyskovich.com

NOT FOR CONSTRUCTION

Structural Engineers
Thornton Thomasetti
 80 SW 8th Street, Suite 2160
 Miami, FL 33130
 786-491-7660
 MEP Engineers
TLC Engineering
 Suite 400
 5757 Waterford District Drive
 Miami, FL 33126
 305-268-8553

Civil & Landscape
Langan
 1221 Brickell Avenue,
 Suite 1800
 Miami, FL 33131
 786-264-7200
 Food Service
RealFood Hospitality,
 Strategy & Design
 63 Chapel Street
 Newton, MA 02458
 617-876-2100



LOCKHART PREK-8 SCHOOL
 VIRGIN ISLAND DEPARTMENT OF EDUCATION
 8819A183
 CHARLOTTE AVENUE, ST THOMAS 00802

PRE-APP CONCEPT DRAWINGS
 AUGUST 2025
 REVISIONS

| Rev | Date | Note |
|-----|------|------|
| | | |
| | | |
| | | |
| | | |

2025-0289.02
 ARCHITECTURAL SITE PLAN

FCD
 A1.01



FLOOR PLAN LEGEND

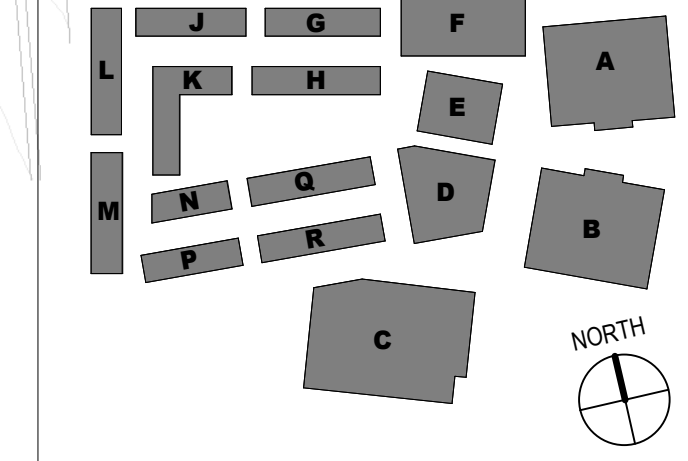
- PROPERTY LINE
- PROJECT LIMIT LINE
- CONCRETE MASONRY
- CONCRETE
- EXISTING WALL
- DRYWALL / STUD PARTITION
- LOW WALL / LOW STUD PARTITION (SEE INTERIOR ELEVATIONS)
- 2 1/2" RECESSED FOR WOOD FLOORING / GYM
- 2" RECESSED FOR CERAMIC TILE, QUARRY TILE & ART LAB-SLOPE
- 3" RECESSED FOR QUARRY CERAMIC TILE AT GYM
- 4" CONC. CURB FOR LOCKERS
- BUILDING SECTION TAG
- WALL SECTION TAG
- EXTERIOR ELEVATION TAG
- INTERIOR ELEVATION TAG
- FENCE LINE
- DOOR NUMBER TAG
- WINDOW TYPE TAG
- LOUVER TYPE TAG
- STOREFRONT TYPE TAG
- SLAB DEPRESSION
- SPOT ELEVATION
- BREAKLINE
- CENTERLINE
- COLUMN GRID
- Room Name Top, Room Name Bot, Program SF, Actual SF, Life Safety SF, Life Safety SF/Occupants, Life Safety Occupants
- / Rev. No., Date
- SOUND TRANSMISSION CLASS RATING

FLOOR PLAN GENERAL NOTES

1. BEFORE INSTALLATION, CONTRACTOR SHALL COORDINATE WITH THE ARCHITECT THE EXACT MOUNTING LOCATIONS OF ALL SWITCHES, WALL RECEPTACLES, PLUGS, PEC AND OTHER WALL MOUNTED DEVICES AND SPECIALTY GRAPHICS / FINISHES. NO SWITCHES, DEVICES, EQUIPMENT, ETC. IS TO BE INSTALLED IN SPECIALTY FINISH / DISPLAY WALL AREAS.
2. REFER TO ENLARGED FLOOR PLAN DRAWINGS AND DETAILS FOR ADDITIONAL DIMENSIONS.
3. REFER TO CIVIL DRAWINGS FOR ALL GRADING INFORMATION.
4. DIMENSIONS ARE TYPICALLY SHOWN FROM OUTSIDE FACE OF CMU WALL TO OUTSIDE FACE OF CMU WALL, OR CENTERLINE OF PARTITION UNLESS NOTED OTHERWISE. CONTRACTOR SHALL NOTE SPECIAL LOCATIONS IN WHICH "CLEAR" DIMENSION IS SPECIFIED. (DIMENSIONS ARE FROM FINISH TO FINISH.)
5. ALL EXPOSED AREAS INCLUDING ALL SYSTEMS ARE TO BE FULLY PAINTED INCLUDING COLOR CODING OF ALL SYSTEMS AND FINISH. COLORS ARE TO BE SELECTED BY ARCHITECT FROM FULL RANGE.
6. CONTRACTOR TO COORDINATE THE LOCATION OF ALL TEMPORARY DUST AND PROTECTION BARRIERS TO MAINTAIN SAFE ACCESS TO EGRESS AT ALL TIMES. CONSTRUCTION IQA MANAGEMENT PLAN SHALL BE POSTED AT ALL TIMES.
7. CONTRACTOR TO MAINTAIN ALL PROTECTED WALL ASSEMBLIES AND OPENING RATINGS.
8. ALL SLAB RECESSES ARE TO BE COORDINATED AND CONFIRMED PRIOR TO CONSTRUCTION OF FLOOR SLAB.
9. PROVIDE WALL PROTECTION SYSTEMS PER SPECIFICATIONS.
10. PROVIDE SLOPE TO DRAIN AT ALL MECHANICAL ROOM FLOORS PRIOR TO INSTALLATION OF SERVICE PAD. PROVIDE WATERPROOFING PEDESTRIAN MEMBRANE AT ALL ELEVATED MECHANICAL ROOM FLOOR AREAS.
11. PROVIDE ANTI-FRACTURE AND WATERPROOFING MEMBRANE AT ALL TOILET AND SHOWER INDIVIDUAL AND GROUP ROOMS ABOVE THE GROUND FLOOR.
12. CONTRACTOR TO COORDINATE WITH SHEET A-650, FINISH PLANS AND LIFE SAFETY DRAWINGS FOR ALL WALL TYPES AND PARTITION CONSTRUCTION.
13. COORDINATE WITH OVERALL SITE PLAN, CIVIL, LANDSCAPE, ELECTRICAL, MECHANICAL PLUMBING AND FIRE PROTECTION DRAWINGS FOR ALL SITE CONDITIONS.
14. SLOPE ALL FLOORS TO DRAIN DOWN TO WHERE A FLOOR DRAIN HAS BEEN PROVIDED. ALL SLOPED SLABS AND RECESSED SLAB AREAS ARE TO BE CONSTRUCTED IN ACCORDANCE WITH T.C.A. RECOMMENDATIONS.

NOTE A* PROVIDE ST. STL. DOWNSPOUT NOZZLE ASSEMBLY FLUSH TO FINISH WALL, EQUAL TO ZURN ZAMB-199-SS WITH SCREEN. CONTRACTOR TO COORDINATE INSTALLATION 12" ABOVE FINISHED FLOOR (TYP.). REFER TO PLUMBING DRAWINGS FOR PIPE SIZE.

KEY PLAN




1 OVERALL FLOOR PLAN, LEVEL 01
 Scale: 1" = 20'-0"

ZYSKOVICH
 A STRATUS TEAM COMPANY
 1000 Brickell Ave., Suite 2160
 Miami, FL 33130
 786-491-7660
 www.zyskovich.com

NOT FOR CONSTRUCTION

Structural Engineers
Thornton Thomasetti
 80 SW 8th Street, Suite 2160
 Miami, FL 33130
 786-491-7660
 MEP Engineers
TLC Engineering
 5757 Waterford District Drive
 Suite 400
 Miami, FL 33126
 305-268-8553

Civil & Landscape
Langan
 1221 Brickell Avenue,
 Suite 1800
 Miami, FL 33131
 786-264-7200
 Food Service
RealFood & Design
 63 Chabrel Street
 Newton, MA 02458
 617-876-2100



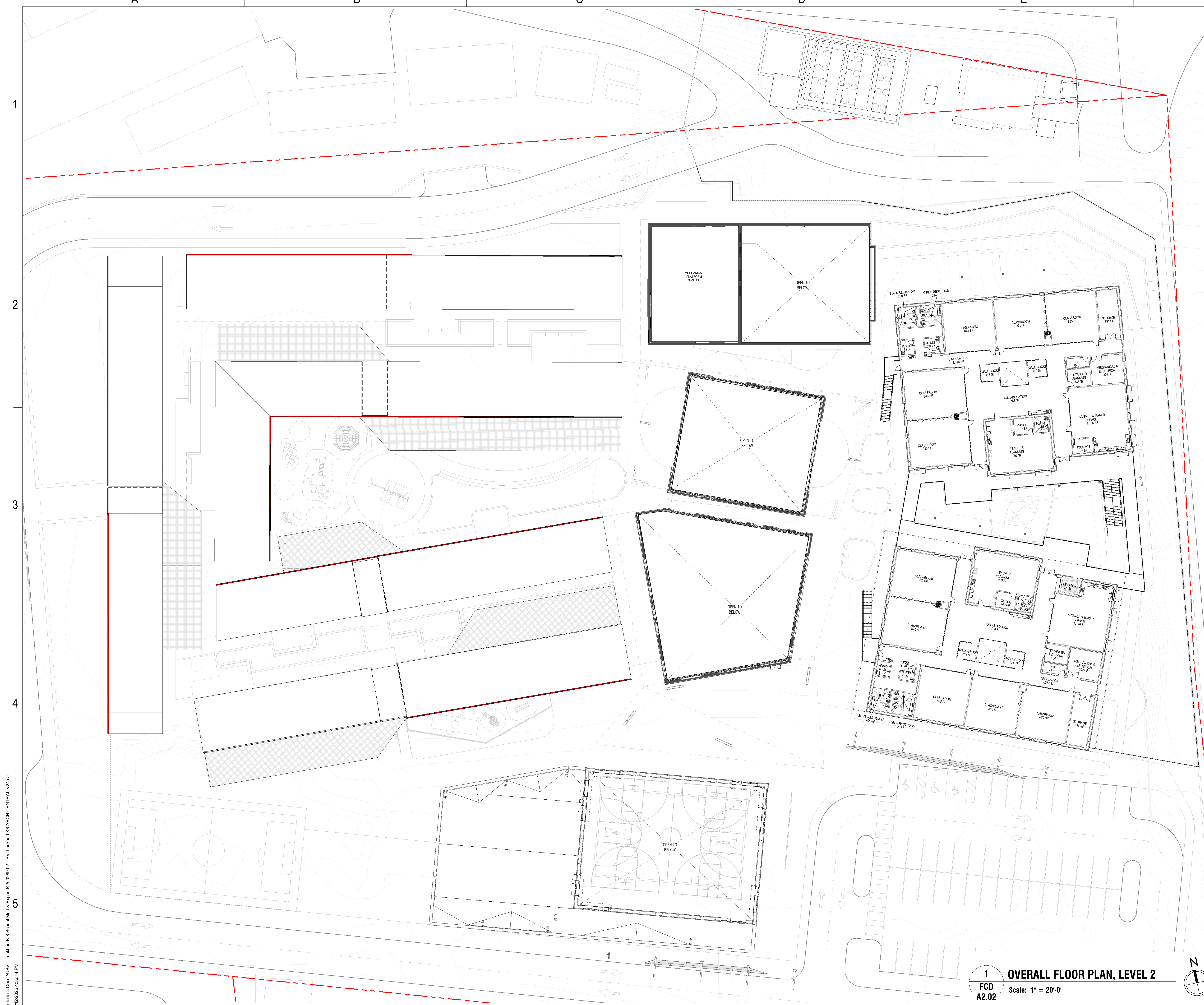
LOCKHART PREK-8 SCHOOL
 VIRGIN ISLAND DEPARTMENT OF EDUCATION
 8381RFB3
 CHARLOTTE AVENUE, ST THOMAS 00802

PRE-APP CONCEPT DRAWINGS
 AUGUST 2025
 REVISIONS

| Rev | Date | Note |
|-----|------|------|
| | | |
| | | |
| | | |

2025-0289.02
 FLOOR PLAN
 LEVEL 01 -
 OVERALL
**FCD
 A2.01**

Autodesk Docs://USVY - Lockhart K-8 School Mod & Expand/25-0289.02 USVY Lockhart K8 ARCH CENTRAL V24.rvt
 8/12/2025 4:56:06 PM



FLOOR PLAN LEGEND

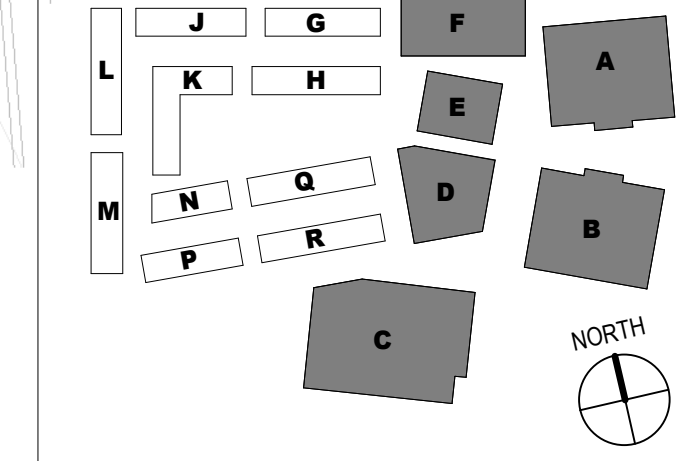
- PROPERTY LINE
- PROJECT LIMIT LINE
- CONCRETE MASONRY
- CONCRETE
- EXISTING WALL
- DRYWALL / STUD PARTITION
- LOW WALL / LOW STUD PARTITION (SEE INTERIOR ELEVATIONS)
- 2 1/2" RECESSED FOR WOOD FLOORING / GYM
- 2" RECESSED FOR CERAMIC TILE, QUARRY TILE & ART LAB-SLOPE
- 3" RECESSED FOR QUARRY CERAMIC TILE AT GYM
- 4" CONC. CURB FOR LOCKERS
- BUILDING SECTION TAG
- WALL SECTION TAG
- EXTERIOR ELEVATION TAG
- INTERIOR ELEVATION TAG
- FENCE LINE
- DOOR NUMBER TAG
- WINDOW TYPE TAG
- LOUVER TYPE TAG
- STOREFRONT TYPE TAG
- SLAB DEPRESSION
- SPOT ELEVATION
- BREAKLINE
- CENTERLINE
- COLUMN GRID
- ROOM NAME TAG
Room Name Top
Room Name Bot
Program SF/Actual SF
Life Safety SF
Life Safety Occupants
Life Safety Occupants
- REVISION TAG
Rev. No.
Date
- SOUND TRANSMISSION CLASS RATING
45-45-45
60-60-60

FLOOR PLAN GENERAL NOTES

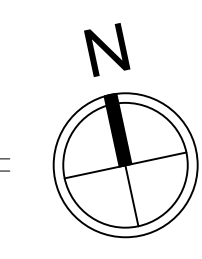
1. BEFORE INSTALLATION, CONTRACTOR SHALL COORDINATE WITH THE ARCHITECT THE EXACT MOUNTING LOCATIONS OF ALL SWITCHES, WALL RECEPTACLES, PLUGS, PEC AND OTHER WALL MOUNTED FIXTURES AND SPECIALTY GRAPHICS / FINISHES. NO SWITCHES, DEVICES, EQUIPMENT, ETC. IS TO BE INSTALLED IN SPECIALTY FINISH / DISPLAY WALL AREAS.
2. REFER TO ENLARGED FLOOR PLAN DRAWINGS AND DETAILS FOR ADDITIONAL DIMENSIONS.
3. REFER TO CIVIL DRAWINGS FOR ALL GRADING INFORMATION.
4. DIMENSIONS ARE TYPICALLY SHOWN FROM OUTSIDE FACE OF CMU WALL TO OUTSIDE FACE OF CMU WALL, OR CENTERLINE OF PARTITION, UNLESS NOTED OTHERWISE CONTRACTOR SHALL NOTE SPECIAL LOCATIONS IN WHICH 'CLEAR DIMENSION IS SPECIFIED. (DIMENSIONS ARE FROM FINISH TO FINISH.)
5. ALL EXPOSED AREAS INCLUDING ALL SYSTEMS ARE TO BE FULLY PAINTED INCLUDING COLOR CODING OF ALL SYSTEMS AND FINISH. COLORS ARE TO BE SELECTED BY ARCHITECT FROM FULL RANGE.
6. CONTRACTOR TO COORDINATE THE LOCATION OF ALL TEMPORARY DUST AND PROTECTION BARRIERS TO MAINTAIN SAFE ACCESS TO EFFORT AT ALL TIMES. CONSTRUCTION IQO MANAGEMENT PLAN SHALL BE POSTED AT ALL TIMES.
7. CONTRACTOR TO MAINTAIN ALL PROTECTED WALL ASSEMBLIES AND OPENING RATINGS.
8. ALL SLAB RECESSES ARE TO BE COORDINATED AND CONFIRMED PRIOR TO CONSTRUCTION OF FLOOR SLAB.
9. PROVIDE WALL PROTECTION SYSTEMS PER SPECIFICATIONS.
10. PROVIDE SLOPE TO DRAIN AT ALL MECHANICAL ROOM FLOORS PRIOR TO INSTALLATION OF SERVICE PIPES. PROVIDE WATERPROOFING PEDESTRIAN MEMBRANE AT ALL ELEVATED MECHANICAL ROOM FLOOR AREAS.
11. PROVIDE ANTI-FRACTURE AND WATERPROOFING MEMBRANE AT ALL TOILET AND SHOWER (INDIVIDUAL AND GROUP) ROOMS ABOVE THE GROUND FLOOR.
12. CONTRACTOR TO COORDINATE WITH SHEET A-650, FINISH PLANS AND LIFE SAFETY DRAWINGS FOR ALL WALL TYPES AND PARTITION CONSTRUCTION.
13. COORDINATE WITH OVERALL SITE PLAN, CIVIL, LANDSCAPE, ELECTRICAL, MECHANICAL, PLUMBING AND FIRE PROTECTION DRAWINGS FOR ALL SITE CONDITIONS.
14. SLOPE ALL FLOORS TO DRAIN DOWN TO WHERE A FLOOR DRAIN HAS BEEN PROVIDED. ALL SLOPED SLABS AND RECESSED SLAB AREAS ARE TO BE CONSTRUCTED IN ACCORDANCE WITH T.C.A. RECOMMENDATIONS.

NOTE A* PROVIDE ST. STL. DOWNSPOUT NOZZLE ASSEMBLY FLUSH TO FINISH WALL, EQUAL TO ZURN ZMB-199-SS WITH SCREEN. CONTRACTOR TO COORDINATE INSTALLATION 12" ABOVE FINISHED FLOOR (TYP.). REFER TO PLUMBING DRAWINGS FOR PIPE SIZE.

KEY PLAN



1 OVERALL FLOOR PLAN, LEVEL 2
FCD A2.02 Scale: 1" = 20'-0"




ZYSKOVICH
A Stratus Team Company
1000 Biscayne Blvd., 7th Floor
Miami, Florida 33132
1.305.371.3035
www.zyskovich.com

NOT FOR CONSTRUCTION

Structural Engineers
Thornton Thomasetti
80 SW 8th Street, Suite 2160
Miami, FL 33130
786-491-7660
786-491-7660
MPE Engineers
TLC Engineering
5757 Waterford District Drive
Miami, FL 33126
305-268-8553

Civil & Landscape
Langan
1221 Brickell Avenue,
Suite 1800
Miami, FL 33131
786-264-7200
786-264-7200
Food Service
RealFood & Design
63 Chapel Street
Newtown, MA 02458
617-876-2100



LOCKHART PREK-8 SCHOOL
VIRGIN ISLAND DEPARTMENT OF EDUCATION
8384RFB3
CHARLOTTE AVENUE, ST THOMAS 00802

PRE-APP CONCEPT DRAWINGS
AUGUST 2025 REVISIONS

| Rev | Date | Note |
|-----|------|------|
| | | |
| | | |
| | | |
| | | |

2025-0289.02
FLOOR PLAN LEVEL 02 - OVERALL
FCD A2.02

ROOF STORM DRAINAGE CALCULATIONS

| ZONES | ROOF AREA | | | PROVIDED FLOW RATE IN GALLONS PER MINUTE (DRAINS) | PROVIDED FLOW RATE IN GALLONS PER MINUTE (STACKS) | PROVIDED PRIMARY DRAINAGE | PROVIDED SECONDARY EMERGENCY DRAINAGE | PROVIDED VERTICAL STORM DRAINAGE STACK |
|-----------|-----------------------|----------------------|--------------------|---|---|--|---------------------------------------|---|
| | HORIZ. PROJ. AREA (H) | VERT. PROJ. AREA (V) | TOTAL AREA (H+V)=I | | | | | |
| A1 | 9,396 SF | 473 SF | 9,869 SF | 514 GMP | 1,260 GPM | (7)- 4" LEADERS | - | (7)- 4.5" W X 10" D (1/4" SLOPE) GUTTERS |
| A2 | 2,953 SF | 598 SF | 3,551 SF | 184 GMP | 1,076 GPM | (2)- 6" LEADERS (2)- 20" WIDE X 5" HIGH SCUPPERS | - | (4)- 16" WIDE X 5" HIGH SCUPPERS |
| A3 | 2,858 SF | 150 SF | 3,008 SF | 157 GMP | 1,076 GPM | (2)- 6" LEADERS (2)- 20" WIDE X 5" HIGH SCUPPERS | - | (4)- 16" WIDE X 5" HIGH SCUPPERS |
| A4 | 2,629 SF | 140 SF | 2,769 SF | 144 GMP | 1,076 GPM | (2)- 6" LEADERS (2)- 20" WIDE X 5" HIGH SCUPPERS | - | (4)- 16" WIDE X 5" HIGH SCUPPERS |
| A5 | 3,731 SF | 598 SF | 4,329 SF | 225 GMP | 1,076 GPM | (2)- 6" INT. DRAINS | - | (2)- 6" EMERGENCY INT. DRAINS (1) 8" VERTICAL STACK |
| B1 | 838 SF | 282 SF | 1,120 SF | 58 GMP | 1,076 GPM | (1)- 6" INT. DRAINS | - | (1)- 6" EMERGENCY INT. DRAINS (1) 8" VERTICAL STACK |
| B2 | 8,953 SF | 1,848 SF | 10,801 SF | 562 GMP | 2,152 GPM | (4)- 6" LEADERS (4)- 20" WIDE X 5" HIGH SCUPPERS | - | (8)- 16" WIDE X 5" HIGH SCUPPERS |
| B3 | 4,763 SF | 330 SF | 5,093 SF | 265 GMP | 360 GPM | (2)- 4" LEADERS | - | (2)- 4.5" W X 10" D (1/4" SLOPE) GUTTERS |
| C1 | 5,537 SF | 0 SF | 5,537 SF | 288 GMP | 331 GPM | RAIN CATCHMENT STRUCTURE W/ CHAN | - | (1)- 10" DIAM. (1/16" SLOPE) GUTTER |
| D1 | 102 SF | 40 SF | 142 SF | 8 GMP | 538 GPM | (1)- 6" LEADERS (1)- 20" WIDE X 5" HIGH SCUPPERS | - | (1)- 20" WIDE X 5" HIGH SCUPPERS |
| E1 | 3,802 SF | 412 SF | 4,214 SF | 220 GMP | 2,160 GPM | (12)- 4" LEADERS | - | (12)- 4.5" W X 10" D (1/4" SLOPE) GUTTERS |

STORM DRAIN PIPE SIZING (SUMMARY FROM FBC-P TABLE 1106.2)

| PIPE DIAMETER SIZE (INCHES) | CAPACITY (GPM) / VERTICAL DRAIN |
|-----------------------------|---------------------------------|
| 3" | 87 GPM |
| 4" | 180 GPM |
| 5" | 311 GPM |
| 6" | 538 GPM |

STORM DRAIN GUTTER SIZING (SUMMARY FROM FBC-P TABLE 1106.6)

| GUTTER DIM | CAPACITY (GPM) / VERTICAL DRAIN |
|----------------------------|---------------------------------|
| 4.5" W x 6" D (1/4" SLOPE) | 348 GPM |
| 5" W x 8" D (1/4" SLOPE) | 651 GPM |
| 4" W x 10" D (1/2" SLOPE) | 1,055 GPM |
| 10" DIAM. (1/16" SLOPE) | 331 GPM |

GENERAL NOTES - ROOF CALCULATIONS

- CALCULATIONS BASED ON IBC PLUMBING TABLE 1106.2 & FIGURE 1106.1
- RAIN WATER CALCULATIONS BASED ON A 5" PER HOUR RATE OF RAINFALL. CODE ONLY REQUIRES 4.5" PER IBC FIGURE 1106.1
- REQUIRED ROOF DRAINAGE IN GALLONS PER MINUTE = (0.0104) X (RAINFALL RATE) X (ROOF AREA)
- RAINFALL RATE IS EXPRESSED IN INCHES PER HOUR. / ROOF AREA IS GIVEN IN SQUARE FEET.
- PER IBC-P 1106.5 PARAPET WALL SCUPPER OPENINGS SHALL BE NOT LESS THAN 4 INCHES IN HEIGHT AND HAVE A WIDTH THAT IS EQUAL TO OR GREATER THAN THE CIRCUMFERENCE OF A ROOF DRAIN SIZED FOR THE SAME ROOF AREA.



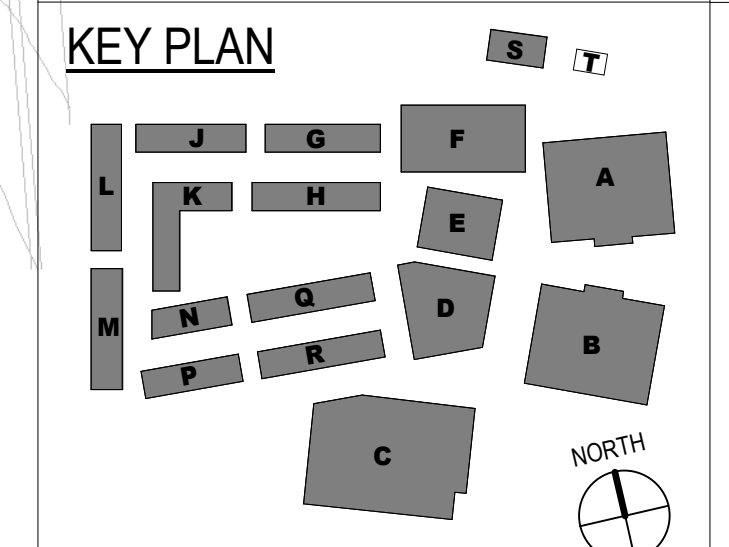
ROOFING LEGEND

- SINGLE PLY MEMBRANE ROOF SYSTEM OVER LIGHTWEIGHT INSULATING CONCRETE OVER SLOPED METAL DECK, TYP.
- CONCRETE TILE ROOF SYSTEM OVER EXTERIOR BOARD OVER RIGID INSULATION OVER SLOPED METAL DECK, TYP.
- STANDING SEAM ROOF SYSTEM OVER EXTERIOR BOARD AND METAL DECK.
- ROOF PEDESTRIAN TRAFFIC PADDINGS

- #### GENERAL NOTES
- ALL OVERFLOW SCUPPERS (OS) SHALL BE SET NOT LESS THAN 2" NOR MORE THAN 4" ABOVE THE ROOF LINE AT THE PRIMARY DRAIN.
 - SEE DETAILS FOR COLLECTOR HEAD (CH), AND OVERFLOW (OS) SCUPPER SPECIFIED ABOVE.
 - ALL PRIMARY STORM LEADERS SHALL BE CONNECTED TO UNDERGROUND STORM WATER COLLECTION/DISPOSAL SYSTEM AND/OR RAINWATER CISTERN COLLECTION SYSTEM. REFER TO PLUMBING AND CIVIL DRAWINGS FOR LOCATION, SIZE & DETAILS.
 - REFER TO STRUCTURAL DRAWINGS FOR HEIGHT OF ROOF DECK AND COORDINATION OF DRAIN/SCUPPER OPENINGS.
 - COORDINATE ALL HIGH AND LOW POINTS OF JOISTS WITH STRUCTURAL DRAWINGS.
 - SEE SITE PLAN FOR COORDINATION / LOCATION OF ALL WALKWAY CONNECTIONS.
 - ALL ROOF & HURRICANE ANCHORING CABLES, FLASHING, GUTTERS, CATCHER, DOWNPOUTS, LEADERS, STRAPS AND COPING SHALL BE METAL PER SPECIFICATION.
 - PROVIDE UL 96 AND NFPA 780 LISTED LIGHTNING PROTECTION SYSTEM FOR ALL ROOF AND CANOPY AREAS. SEE ELECTRICAL DRAWINGS AND SPECIFICATIONS FOR ADDITIONAL INFORMATION.
 - COORDINATE LOCATION OF ALL WALKPADS WITH MECHANICAL DRAWINGS AND OWNER. WALK PADS SHALL BE DIFFERENT COLOR FROM FINAL ROOF SURFACE TO CLEARLY DELINEATE TRAFFIC AREAS. SEPARATION TO BE PROVIDED AT WALK PADS TO ENABLE FREE FLOWS OF WATER TO DRAINS.
 - ALL WOOD COMPONENTS TO BE PRESSURE TREATED.
 - ROOFING TO HAVE HIGH ALBEDO COATING PER SPECIFICATIONS FOR CONTINUOUS SURFACE AT TIME OF PROJECT COMPLETION.
 - ALL ROOFING INSULATION TO HAVE R-30 MINIMUM AT ALL AREAS. SLOPED INSULATION AND COVERBOARD SHALL BE ABOVE REQUIRED MINIMUM R VALUE.
 - ALL AREAS ARE TO HAVE ROOF PROTECTION FOR ALL OPENINGS IN ACCORDANCE WITH THE FLORIDA BUILDING CODE (FBC) W/ APPLICABLE SUPPLEMENTS.
 - CONTRACTOR TO PROVIDE ALL REQUIRED PRODUCT APPROVALS FOR REVIEW BY ARCHITECT AND OWNER. PRIOR TO PRE-ROOFING CONFERENCE CONTRACTOR SHALL BE RESPONSIBLE FOR PROVIDING SIGNED AND SEALED, ENGINEER (FLA. REGISTERED ENGINEER) SHOP DRAWINGS FOR REVIEW AND SUBMISSION TO BLDG. DEPARTMENT TO ACQUIRE A ROOFING SUB-PERMIT INCLUSIVE OF THE WATERPROOFING (FBC SECTION 1519.16) FOR ALL ROOF DECKS.
 - CONTRACTOR TO MAINTAIN MINIMUM 48" CLEAR AREA IN FRONT OF ALL SCUPPER OPENINGS.
 - ALL ROOF CURBS SHALL COMPLY WITH FBC CH. 15 SECTION 1511.7.
 - IF REQUIRED, PROVIDE ALL SAFETY TIE-OFF LOCATIONS AND ANCHORS PER MANUFACTURERS RECOMMENDATIONS AND OSHA REGULATIONS.

- #### KEY NOTES
- "RD": ROOF DRAIN
 - "CH": COLLECTOR HEAD W/ LEADER
 - "L": LEADER
 - "SC": SCUPPER
 - "OS": OVERFLOW SCUPPER
 - "SB": SPLASH BLOCK
- NOTE: PROVIDE ENGINEERING DESIGN COMPUTATIONS WITH RESPECT TO SPECIFIED UP-LIFT LOAD REQUIREMENTS AND AMERICAN SOCIETY OF CIVIL ENGINEERS (ASCE) 7-10, & THE FLORIDA BUILDING CODE (FBC) WITH THE APPLICABLE SUPPLEMENTS, AS NOTED ON THE CONTRACT DRAWINGS.
- CALCULATIONS AND SHOP DRAWINGS SHALL BE SIGNED AND SEALED BY FLORIDA LICENSED PROFESSIONAL STRUCTURAL ENGINEER AS THE DELEGATED SPECIALTY ENGINEER.
- **SEE DETAILS FOR MORE INFORMATION ON OVERFLOW/EMERGENCY DRAINS, SCUPPERS AND GUTTERS (AS APPLICABLE).

- DASHED LINE INDICATES FACE OF WALL BELOW
- DASHED LINE INDICATES EDGE OF CANOPY BELOW
- DASHED LINE INDICATES ROOF CRICKETS BELOW



1 ROOF PLAN - OVERALL Copy 2
 Scale: 1" = 20'-0"
 FCD A4.01

1000 Biscayne Blvd., 7th Floor
Miami, Florida 33132
1-800-271-2025
www.zyskovich.com

NOT FOR CONSTRUCTION

Structural Engineers
Thornton Thomasetti
 80 SW 8th Street, Suite 2160
 Miami, FL 33130
 796-491-7660
 MEP Engineers
TLC Engineering
 5757 Waterford District Drive
 Suite 400
 Miami, FL 33126
 305-268-8553

Civil & Landscape
Langan
 1221 Brickell Avenue,
 Suite 1800
 Miami, FL 33131
 786-264-7200
 Food Service
RealFood Hospitality,
Strategy & Design
 63 Chabot Street
 Newton, MA 02458
 617-876-2100


LOCKHART PREK-8 SCHOOL
 VIRGIN ISLAND DEPARTMENT OF EDUCATION

PRE-APP
 CONCEPT DRAWINGS
 AUGUST 2025
 REVISIONS

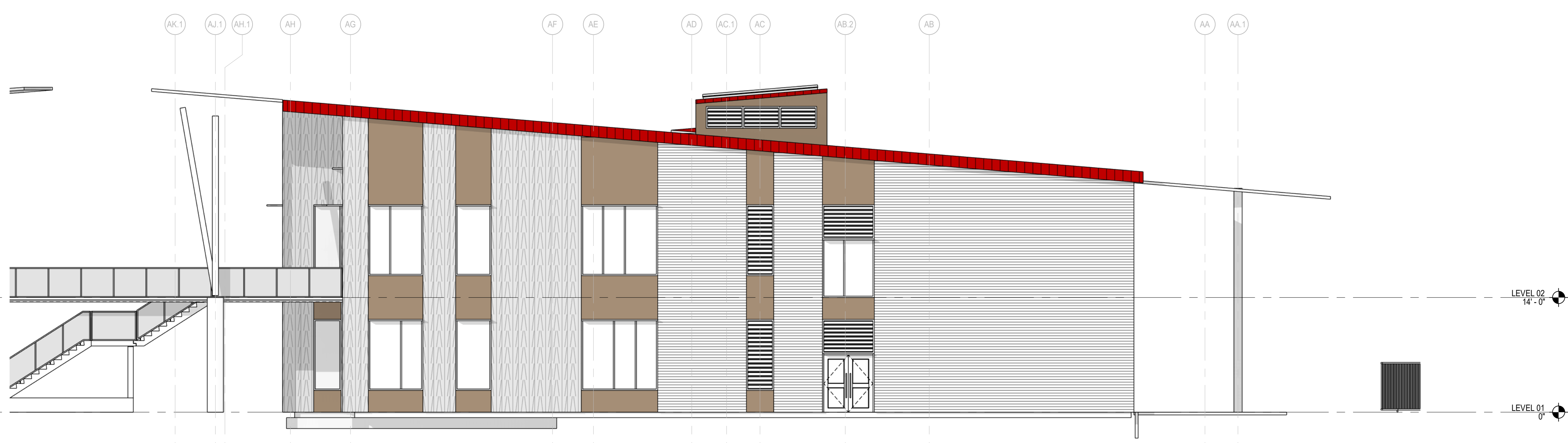
| Rev | Date | Note |
|-----|------|------|
| | | |
| | | |
| | | |
| | | |
| | | |

2025-0289.02
 ROOF PLAN - OVERALL
FCD A4.01

1
2
3
4
5



2
FCD
A5.01 Scale: 1/8" = 1'-0"



1
FCD
A5.01 Scale: 1/8" = 1'-0"

SHEET NOTES

- 1 STANDING SEAM METAL ROOF/WALL SYSTEM
- 2 TRANSLUCENT CANOPY WITH POTENTIAL SOLAR PV SYSTEM
- 3 OCCULUS DORMER
- 4 ALUMINUM FRAMED GLAZING SYSTEM
- 5 ALUMINUM FRAMED WINDOW GLAZING SYSTEM
- 6 HURRICANE RATED LOUVER, COLOR TO MATCH RE: MECHANICAL
- 7 EXPOSED STRUCTURAL STEEL FRAMING MEMBERS, HIGH PERFORMANCE PAINT FINISH
- 8 EXPOSED STRUCTURAL STEEL COLUMNS WITH CAST IN PLACE CONCRETE BASE, HIGH PERFORMANCE PAINT FINISH ON STEEL COLUMNS
- 9 CAST IN PLACE CONCRETE STAIRS
- 10 2"x2" ALUMINUM GUARDRAIL WITH ALUMINUM MESH INFILL - MESH INSTALLED ANGULAR
- 11 CUSTOM PATTERNED PERFORATED METAL PANEL BRIS SOLEIL SHADE SCREEN ON STEEL SUBSTRUCTURE
- 12 PRE-FINISHED METAL PARAPET CAP
- 13 FROSTED GLASS (40% TRANSLUCENT)
- 14 2'-0" HORIZONTAL SUN SHADE
- 15 18" TALL ALUMINUM LETTERS
- 16 OPERABLE GLAZING WALL SYSTEM
- 17 FRAMED SHADE CANOPY
- 18 FENCE & GATE PER LANDSCAPE
- 19 CUSTOM PATTERNED PERFORATED METAL PANEL CANOPY ON STEEL SUBSTRUCTURE
- 21 UHPC PERFORATED CLADDING PANEL (PATTERN A)
- 22 UHPC PERFORATED CLADDING PANEL (PATTERN B)
- 23 DUCTWORK, PIPING, & EQUIPMENT PER MECH
- 25 MONUMENT SIGN - 36" HIGH EXTRUDED ALUMINUM LETTERS

EXTERIOR FINISH MATERIALS

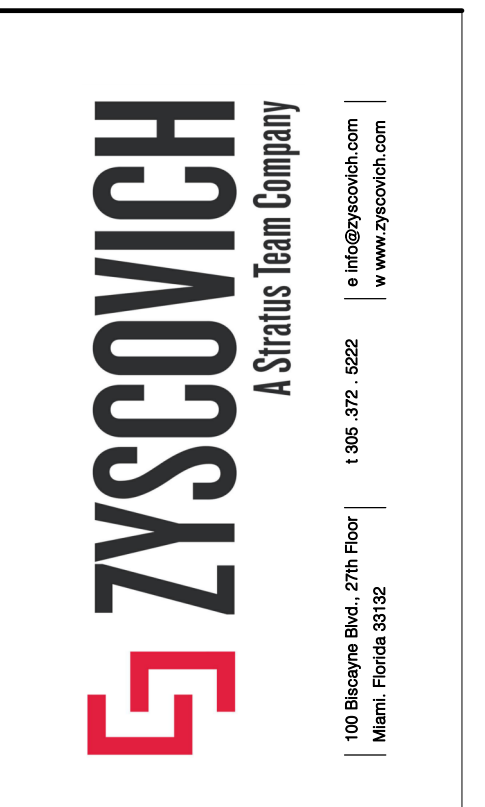
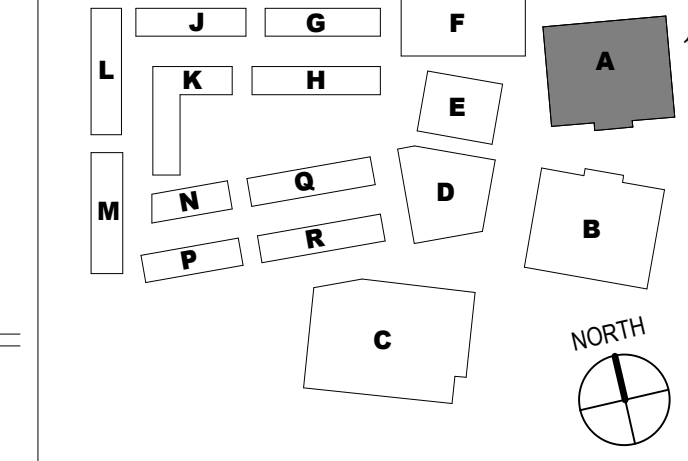
NOTE: REFER TO WALL ASSEMBLIES ON SHEET A8.0

- ROOF**
- STANDING SEAM METAL ROOF
 - BASIS OF DESIGN FINISH: CARDINAL RED
- EXTERIOR PAINT**
- EPT1: HIGH PERFORMANCE PAINT, COLOR TO MATCH SHERWIN WILLIAMS: xxxx (@ALL EXPOSED STRUCTURAL STEEL FRAMING)
- EXTERIOR STAIRS**
- 8" CAST IN PLACE CONCRETE WITH ALUMINUM GAURDRAIL
- GLAZING**
- CLEAR TEMPERED INSULATED GLAZING UNITS
 - FROSTED TEMPERED INSULATED GLAZING UNITS (40% TRANSLUCENT)

COLOR & TEXTURE LEGEND
COMPOSITE WALL PANEL CLADDING SYSTEM

- CWP-1: HORIZONTAL PATTERN / FIELD COLOR 1
- CWP-2: VERTICAL PATTERN / FIELD COLOR 2
- CWP-3: SOLID ACCENT COLOR 3
- CWP-4: SOLID ACCENT COLOR 4


KEY PLAN



NOT FOR CONSTRUCTION

Structural Engineers
Thornton Thomasetti
80 SW 8th Street, Suite 2160
Miami, FL 33130
796-491-7660
MEP Engineers
TLC Engineering
5757 Waterford District Drive
Suite 400
Miami, FL 33126
305-268-8553

Civil & Landscape
Langan
1221 Brickell Avenue,
Suite 1800
Miami, FL 33131
786-264-7200
Food Service
**RealFood Hospitality,
Strategy & Design**
63 Chabepel Street
Newton, MA 02458
617-876-2100



LOCKHART PREK-8 SCHOOL
VIRGIN ISLAND DEPARTMENT OF EDUCATION
8381MFB3
CHARLOTTE AMALIE, ST THOMAS 00802

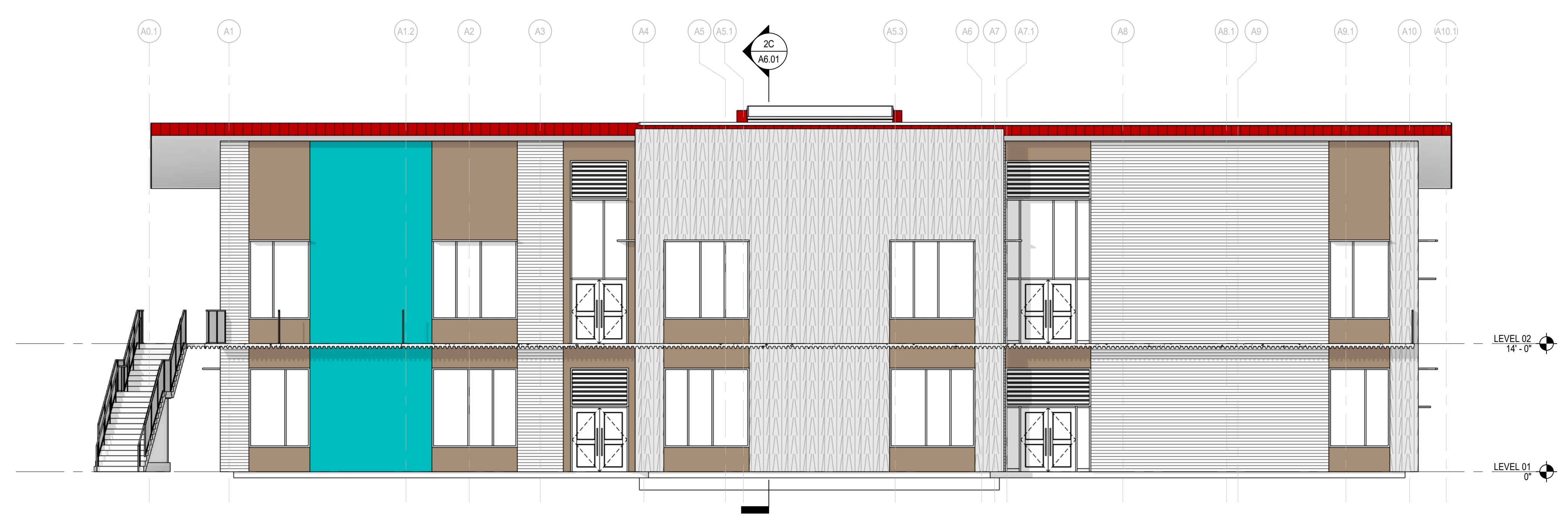
PRE-APP CONCEPT DRAWINGS
AUGUST 2025
REVISIONS

| Rev | Date | Note |
|-----|------|------|
| | | |
| | | |
| | | |
| | | |


2025-0289.02
EXTERIOR ELEVATIONS - AREA A (6-8)
FCD
A5.01



3
FCD
A5.02
Scale: 1/8" = 1'-0"



2
FCD
A5.02
Scale: 1/8" = 1'-0"



1
FCD
A5.02
Scale: 1/8" = 1'-0"

SHEET NOTES

- 1 STANDING SEAM METAL ROOF/WALL SYSTEM
- 2 TRANSLUCENT CANOPY WITH POTENTIAL SOLAR PV SYSTEM
- 3 OCCULUS DORMER
- 4 ALUMINUM FRAMED GLAZING SYSTEM
- 5 ALUMINUM FRAMED WINDOW GLAZING SYSTEM
- 6 HURRICANE RATED LOUVER, COLOR TO MATCH RE: MECHANICAL
- 7 EXPOSED STRUCTURAL STEEL FRAMING MEMBERS, HIGH PERFORMANCE PAINT FINISH
- 8 EXPOSED STRUCTURAL STEEL COLUMNS WITH CAST IN PLACE CONCRETE BASE, HIGH PERFORMANCE PAINT FINISH ON STEEL COLUMNS
- 9 CAST IN PLACE CONCRETE STAIRS
- 10 2"x2" ALUMINUM GUARDRAIL WITH ALUMINUM MESH INFILL - MESH INSTALLED ANGULAR
- 11 CUSTOM PATTERNED PERFORATED METAL PANEL BRIS SOLEIL SHADE SCREEN ON STEEL SUBSTRUCTURE
- 12 PRE-FINISHED METAL PARAPET CAP
- 13 FROSTED GLASS (40% TRANSLUCENT)
- 14 2'-0" HORIZONTAL SUN SHADE
- 15 18" TALL ALUMINUM LETTERS
- 16 OPERABLE GLAZING WALL SYSTEM
- 17 FRAMED SHADE CANOPY
- 18 FENCE & GATE PER LANDSCAPE
- 19 CUSTOM PATTERNED PERFORATED METAL PANEL CANOPY ON STEEL SUBSTRUCTURE
- 21 UHPC PERFORATED CLADDING PANEL (PATTERN A)
- 22 UHPC PERFORATED CLADDING PANEL (PATTERN B)
- 23 DUCTWORK, PIPING, & EQUIPMENT PER MECH
- 25 MONUMENT SIGN - 36" HIGH EXTRUDED ALUMINUM LETTERS

EXTERIOR FINISH MATERIALS

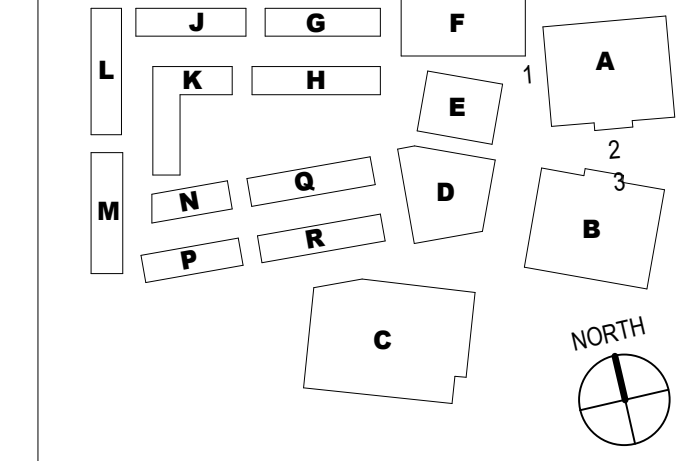
NOTE: REFER TO WALL ASSEMBLIES ON SHEET A8.0

- ROOF**
- STANDING SEAM METAL ROOF
 - BASIS OF DESIGN FINISH: CARDINAL RED
- EXTERIOR PAINT**
- EP1: HIGH PERFORMANCE PAINT, COLOR TO MATCH SHERWIN WILLIAMS: xxxxx (@ALL EXPOSED STRUCTURAL STEEL FRAMING)
- EXTERIOR STAIRS**
- 8" CAST IN PLACE CONCRETE WITH ALUMINUM GUARDRAIL
- GLAZING**
- CLEAR TEMPERED INSULATED GLAZING UNITS
 - FROSTED TEMPERED INSULATED GLAZING UNITS (40% TRANSLUCENT)

COLOR & TEXTURE LEGEND
COMPOSITE WALL PANEL CLADDING SYSTEM

- CWP-1: HORIZONTAL PATTERN / FIELD COLOR 1
- CWP-2: VERTICAL PATTERN / FIELD COLOR 2
- CWP-3: SOLID ACCENT COLOR 3
- CWP-4: SOLID ACCENT COLOR 4

KEY PLAN




ZYSGOVICH
A Stratus Team Company
1000 Brickell Ave., 7th Floor
Miami, Florida 33130
1-800-451-2025
www.zysgovich.com

NOT FOR CONSTRUCTION

Structural Engineers
Thornton Tomasetti
80 SW 8th Street, Suite 2160
Miami, FL 33130
796-491-7660
MEP Engineers
TLC Engineering
5757 Waterford District Drive
Suite 400
Miami, FL 33126
305-268-8553

Civil & Landscape
Langston
1221 Brickell Avenue,
Suite 1800
Miami, FL 33131
786-264-7200
Food Service
RealFood Hospitality,
Strategy & Design
63 Chapel Street
Newport, MA 02458
617-876-2100



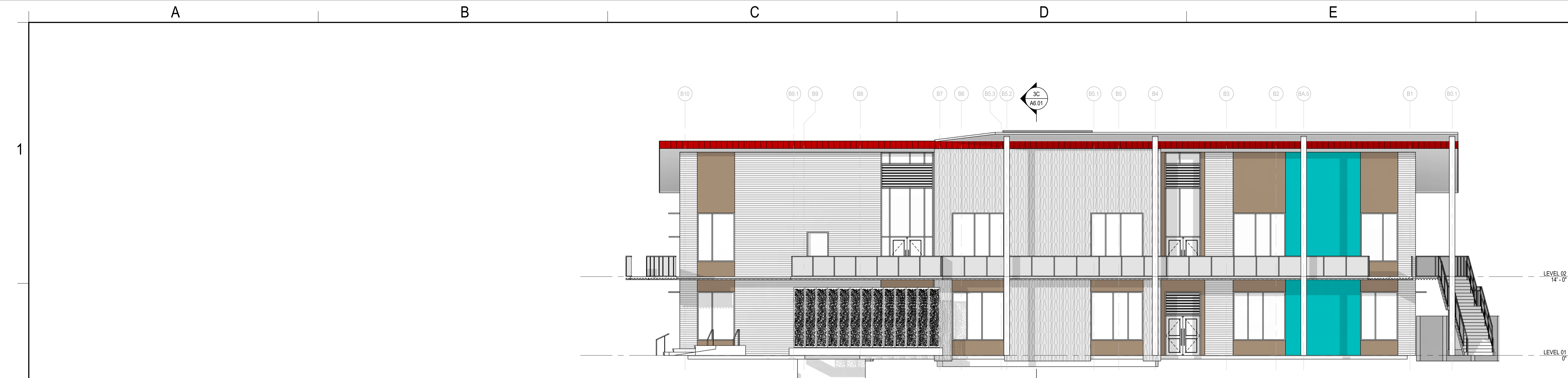
LOCKHART PREK-8 SCHOOL
VIRGIN ISLAND DEPARTMENT OF EDUCATION
8381MFB3
CHARLOTTE AMALIE, ST THOMAS 00802

PRE-APP CONCEPT DRAWINGS
AUGUST 2025

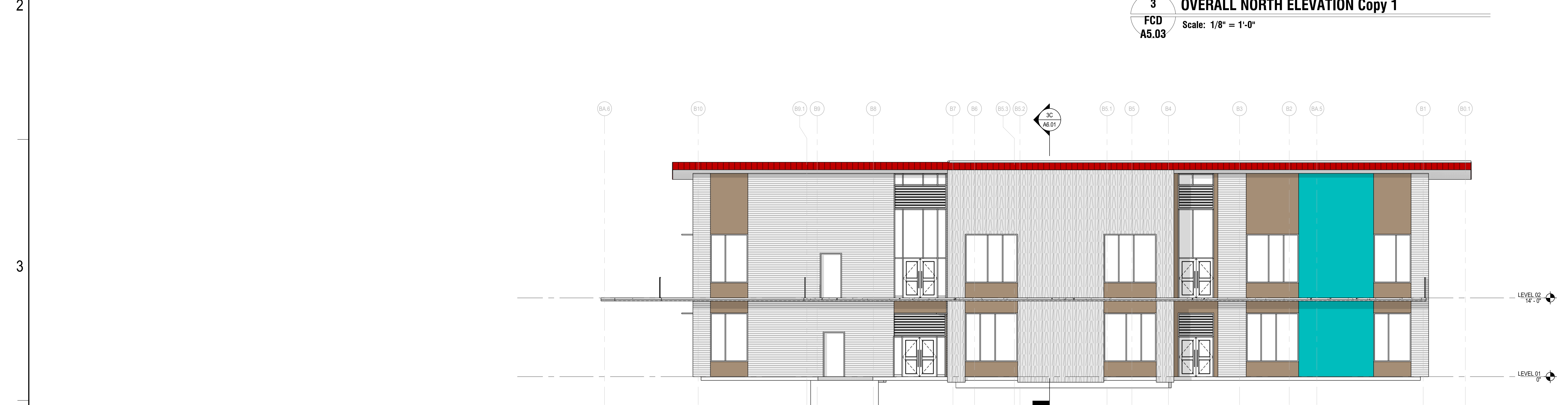
REVISIONS

| Rev | Date | Note |
|-----|------|------|
| | | |
| | | |
| | | |
| | | |
| | | |
| | | |
| | | |
| | | |
| | | |


2025-0289.02
EXTERIOR ELEVATIONS - AREA A (6-8)
FCD A5.02



3
FCD
A5.03 Scale: 1/8" = 1'-0"



2
FCD
A5.03 Scale: 1/8" = 1'-0"



1
FCD
A5.03 Scale: 1/8" = 1'-0"

SHEET NOTES

- 1 STANDING SEAM METAL ROOF/WALL SYSTEM
- 2 TRANSLUCENT CANOPY WITH POTENTIAL SOLAR PV SYSTEM
- 3 OCCULUS DORMER
- 4 ALUMINUM FRAMED GLAZING SYSTEM
- 5 ALUMINUM FRAMED WINDOW GLAZING SYSTEM
- 6 HURRICANE RATED LOUVER, COLOR TO MATCH RE MECHANICAL
- 7 EXPOSED STRUCTURAL STEEL FRAMING MEMBERS, HIGH PERFORMANCE PAINT FINISH
- 8 EXPOSED STRUCTURAL STEEL COLUMNS WITH CAST IN PLACE CONCRETE BASE, HIGH PERFORMANCE PAINT FINISH ON STEEL COLUMNS
- 9 CAST IN PLACE CONCRETE STAIRS
- 10 2"x2" ALUMINUM GUARDRAIL WITH ALUMINUM MESH INFILL - MESH INSTALLED ANGULAR
- 11 CUSTOM PATTERNED PERFORATED METAL PANEL BRIS SOLEIL SHADE SCREEN ON STEEL SUBSTRUCTURE
- 12 PRE-FINISHED METAL PARAPET CAP
- 13 FROSTED GLASS (40% TRANSLUCENT)
- 14 2'-0" HORIZONTAL SUN SHADE
- 15 18" TALL ALUMINUM LETTERS
- 16 OPERABLE GLAZING WALL SYSTEM
- 17 FRAMED SHADE CANOPY
- 18 FENCE & GATE PER LANDSCAPE
- 19 CUSTOM PATTERNED PERFORATED METAL PANEL CANOPY ON STEEL SUBSTRUCTURE
- 21 UHPC PERFORATED CLADDING PANEL (PATTERN A)
- 22 UHPC PERFORATED CLADDING PANEL (PATTERN B)
- 23 DUCTWORK, PIPING, & EQUIPMENT PER MECH
- 25 MONUMENT SIGN - 36" HIGH EXTRUDED ALUMINUM LETTERS

EXTERIOR FINISH MATERIALS

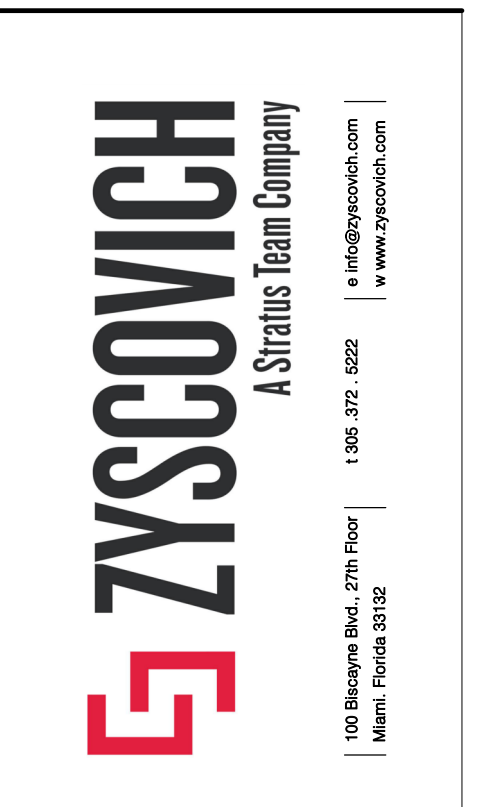
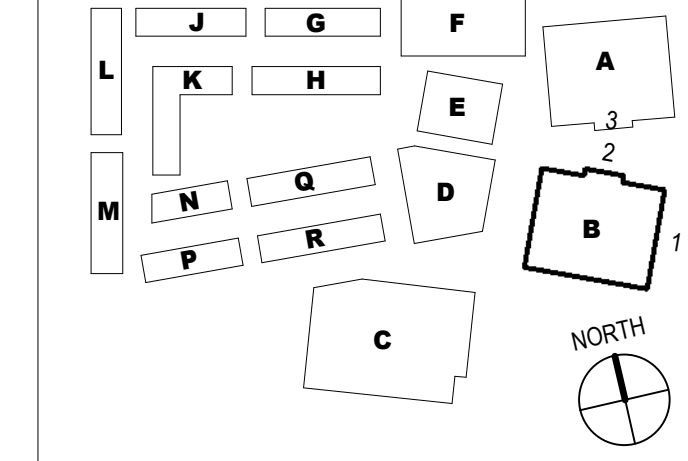
NOTE: REFER TO WALL ASSEMBLIES ON SHEET A8.0

- ROOF**
- STANDING SEAM METAL ROOF
 - BASIS OF DESIGN FINISH: CARDINAL RED
- EXTERIOR PAINT**
- EP1: HIGH PERFORMANCE PAINT, COLOR TO MATCH SHERWIN WILLIAMS: xxx (ALL EXPOSED STRUCTURAL STEEL FRAMING)
- EXTERIOR STAIRS**
- 8" CAST IN PLACE CONCRETE WITH ALUMINUM GUARDRAIL
- GLAZING**
- CLEAR TEMPERED INSULATED GLAZING UNITS
 - FROSTED TEMPERED INSULATED GLAZING UNITS (40% TRANSLUCENT)

COLOR & TEXTURE LEGEND
COMPOSITE WALL PANEL CLADDING SYSTEM

- CWP-1: HORIZONTAL PATTERN / FIELD COLOR 1
- CWP-2: VERTICAL PATTERN / FIELD COLOR 2
- CWP-3: SOLID ACCENT COLOR 3
- CWP-4: SOLID ACCENT COLOR 4

KEY PLAN




NOT FOR CONSTRUCTION

Structural Engineers
Thornton Tomasetti
 80 SW 8th Street, Suite 2160
 Miami, FL 33130
 796-491-7660

M/E/P Engineers
TLC Engineering
 5757 Waterford District Drive
 Suite 400
 Miami, FL 33126
 305-268-8553

Civil & Landscape
Langston
 1221 Brickell Avenue,
 Suite 1800
 Miami, FL 33131
 786-264-7200

RealFood Hospitality, Strategy & Design
 63 Chapel Street
 Newcan, MA 02458
 617-876-2100



LOCKHART PREK-8 SCHOOL
 VIRGIN ISLAND DEPARTMENT OF EDUCATION

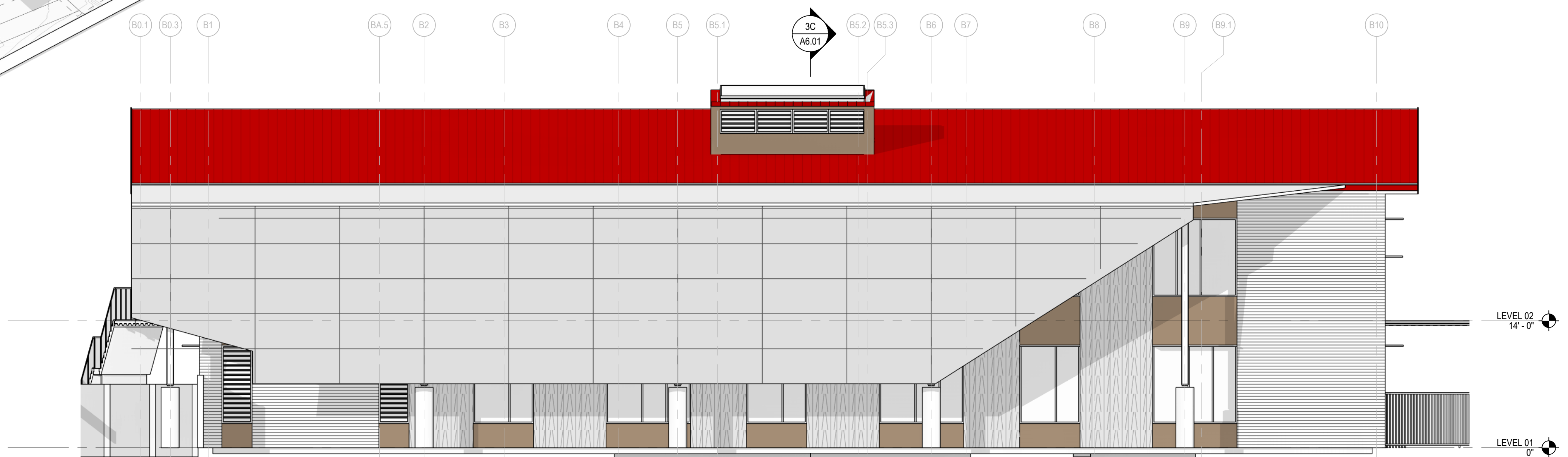

839MFP83
 CHARLOTTE AMALIE, ST THOMAS 00802

PRE-APP CONCEPT DRAWINGS

AUGUST 2025 REVISIONS

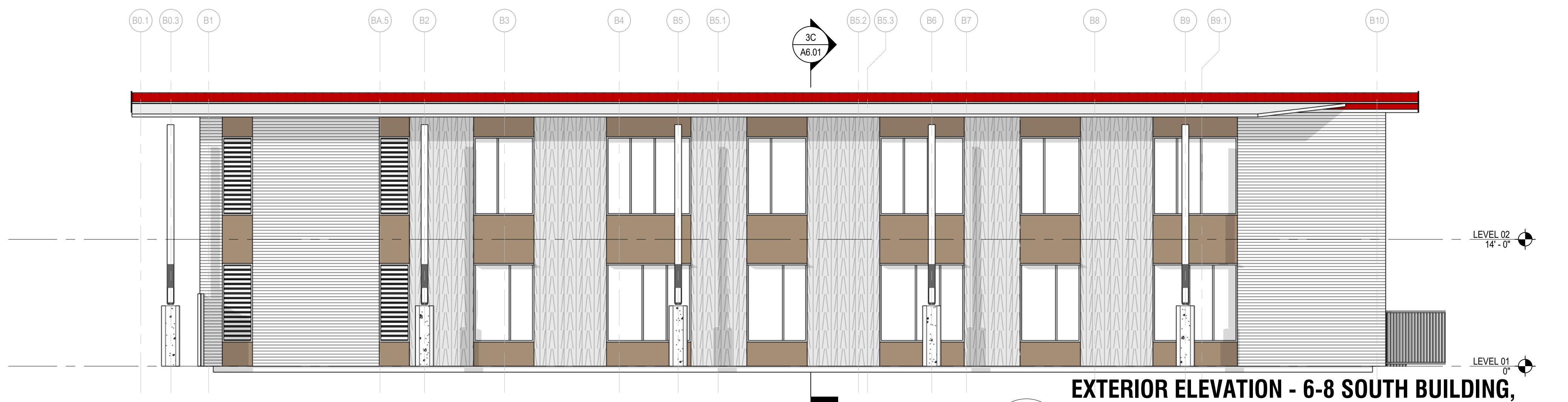
| Rev | Date | Note |
|-----|------|------|
| | | |
| | | |
| | | |
| | | |
| | | |

2025-0289.02
 EXTERIOR ELEVATIONS - AREA B (6-8)
FCD
A5.03



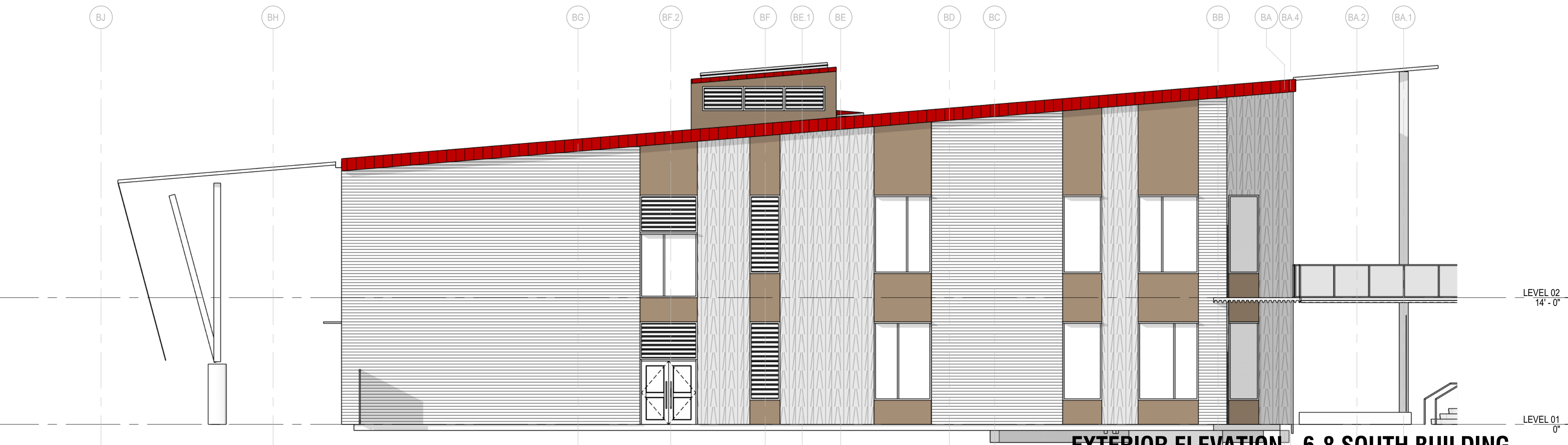
3
FCD
A5.04
Scale: 1/8" = 1'-0"

**EXTERIOR ELEVATION - 6-8 OSOUTH BUILDING,
OVERALL SOUTH ELEVATION Copy 1**



2
FCD
A5.04
Scale: 1/8" = 1'-0"

**EXTERIOR ELEVATION - 6-8 SOUTH BUILDING,
SOUTH ELEVATION**



1
FCD
A5.04
Scale: 1/8" = 1'-0"

**EXTERIOR ELEVATION - 6-8 SOUTH BUILDING,
WEST-ELEVATION Copy 1**

SHEET NOTES

- 1 STANDING SEAM METAL ROOF/WALL SYSTEM
- 2 TRANSLUCENT CANOPY WITH POTENTIAL SOLAR PV SYSTEM
- 3 OCCULUS DORMER
- 4 ALUMINUM FRAMED GLAZING SYSTEM
- 5 ALUMINUM FRAMED WINDOW GLAZING SYSTEM
- 6 HURRICANE RATED LOUVER, COLOR TO MATCH RE: MECHANICAL
- 7 EXPOSED STRUCTURAL STEEL FRAMING MEMBERS, HIGH PERFORMANCE PAINT FINISH
- 8 EXPOSED STRUCTURAL STEEL COLUMNS WITH CAST IN PLACE CONCRETE BASE, HIGH PERFORMANCE PAINT FINISH ON STEEL COLUMNS
- 9 CAST IN PLACE CONCRETE STAIRS
- 10 2"x2" ALUMINUM GUARDRAIL WITH ALUMINUM MESH INFILL, MESH INSTALLED ANGULAR
- 11 CUSTOM PATTERNED PERFORATED METAL PANEL BRIS SOLEIL SHADE SCREEN ON STEEL SUBSTRUCTURE
- 12 PRE-FINISHED METAL PARAPET CAP
- 13 FROSTED GLASS (40% TRANSLUCENT)
- 14 2'-0" HORIZONTAL SUN SHADE
- 15 18" TALL ALUMINUM LETTERS
- 16 OPERABLE GLAZING WALL SYSTEM
- 17 FRAMED SHADE CANOPY
- 18 FENCE & GATE PER LANDSCAPE
- 19 CUSTOM PATTERNED PERFORATED METAL PANEL CANOPY ON STEEL SUBSTRUCTURE
- 21 UHPC PERFORATED CLADDING PANEL (PATTERN A)
- 22 UHPC PERFORATED CLADDING PANEL (PATTERN B)
- 23 DUCTWORK, PIPING, & EQUIPMENT PER MECH
- 25 MONUMENT SIGN - 38" HIGH EXTRUDED ALUMINUM LETTERS

EXTERIOR FINISH MATERIALS

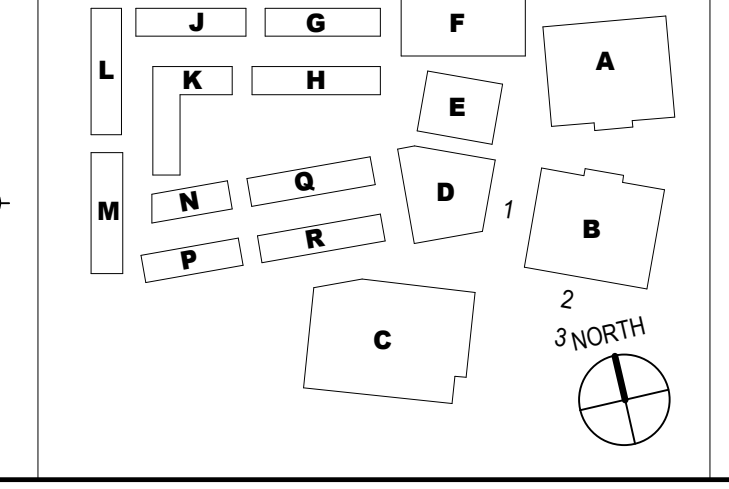
NOTE: REFER TO WALL ASSEMBLIES ON SHEET A8.0

- ROOF**
- STANDING SEAM METAL ROOF BASIS OF DESIGN FINISH: CARDINAL RED
- EXTERIOR PAINT**
- EPT1: HIGH PERFORMANCE PAINT, COLOR TO MATCH SHERWIN WILLIAMS: xxxxx (ALL EXPOSED STRUCTURAL STEEL FRAMING)
- EXTERIOR STAIRS**
- 8" CAST IN PLACE CONCRETE WITH ALUMINUM GUARDRAIL
- GLAZING**
- CLEAR TEMPERED INSULATED GLAZING UNITS
 - FROSTED TEMPERED INSULATED GLAZING UNITS (40% TRANSLUCENT)

**COLOR & TEXTURE LEGEND
COMPOSITE WALL PANEL
CLADDING SYSTEM**

- CWP-1: HORIZONTAL PATTERN / FIELD COLOR 1
- CWP-2: VERTICAL PATTERN / FIELD COLOR 2
- CWP-3: SOLID ACCENT COLOR 3
- CWP-4: SOLID ACCENT COLOR 4

KEY PLAN



ZYSKOVICH
A Stratus Team Company
1000 Brickell Ave., Suite 2000
Miami, Florida 33130
305-375-3000
www.zyskovich.com


NOT FOR CONSTRUCTION

Structural Engineers
Thornton Thomasetti
80 SW 8th Street, Suite 2160
Miami, FL 33130
796-491-7660
www.thornton.com

Mechanical Engineers
TLC Engineering
5757 Waterford District Drive
Suite 400
Miami, FL 33126
305-268-8555

Civil & Landscape
Landscape
1221 Brickell Avenue,
Suite 1800
Miami, FL 33131
786-264-7200

**Real Food Hospitality,
Strategy & Design**
63 Chababel Street
Newport, MA 02458
617-876-2100



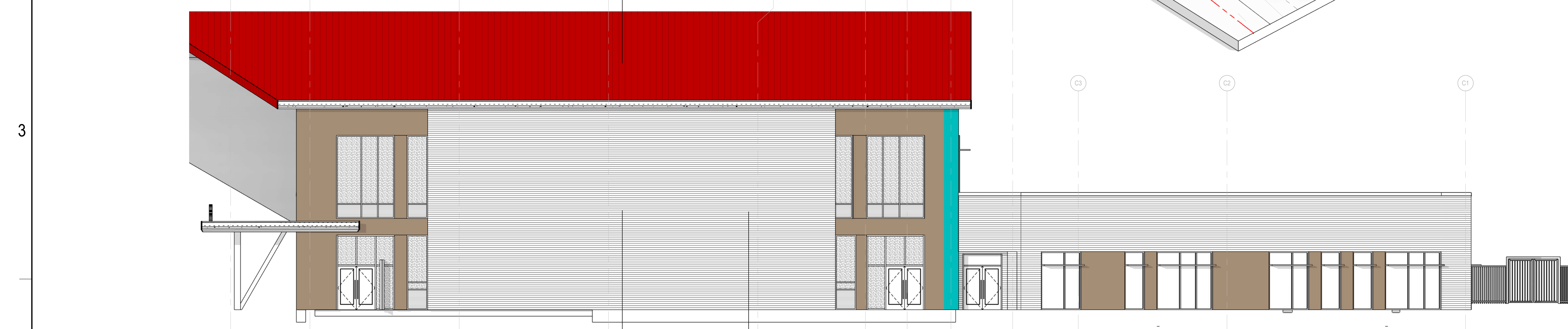
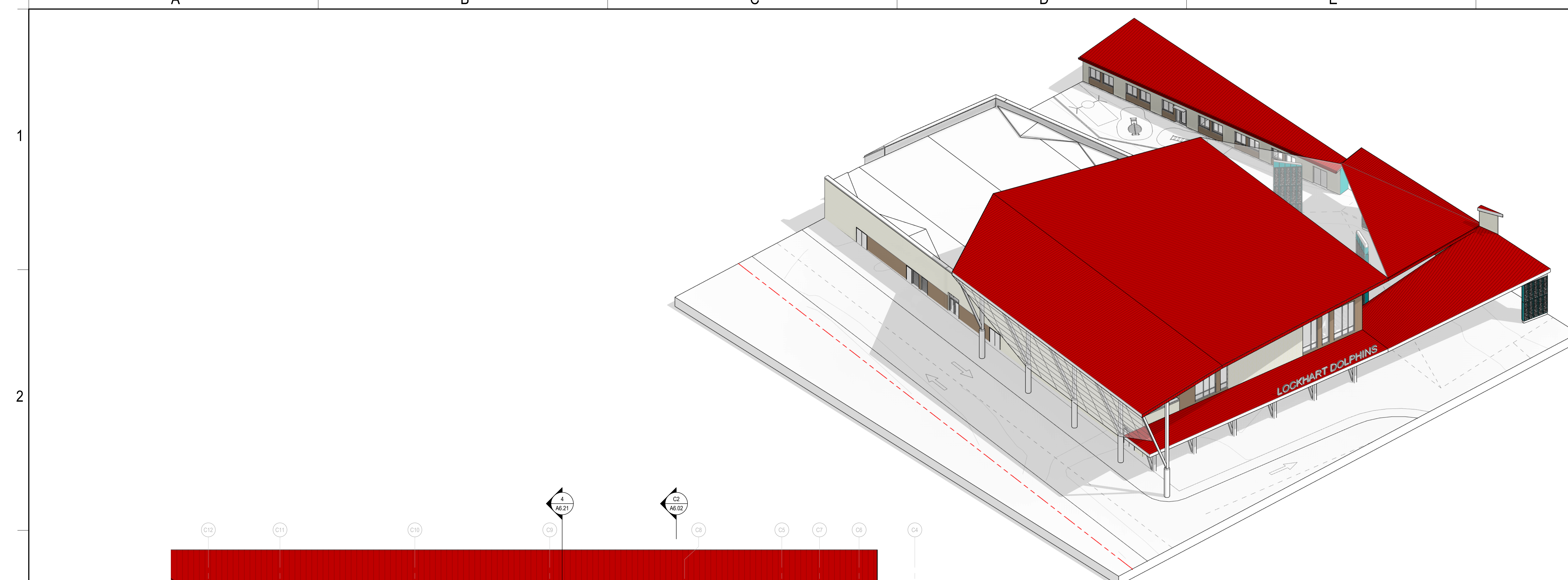
LOCKHART PREK-8 SCHOOL
VIRGIN ISLAND DEPARTMENT OF EDUCATION
8319MFP83
CHARLOTTE AVENUE, ST THOMAS 00802

**PRE-APP
CONCEPT DRAWINGS**
AUGUST 2025

| Rev | Date | Note |
|-----|------|------|
| | | |
| | | |
| | | |
| | | |


2025-0289.02
EXTERIOR ELEVATIONS - AREA B (6-8)

**FCD
A5.04**



**EXTERIOR ELEVATION - GYM BUILDING, NORTH
ELEVATION Copy 1**

2
FCD
A5.05
Scale: 1/8" = 1'-0"



**EXTERIOR ELEVATION - GYM BUILDING, EAST
ELEVATION Copy 1**

1
FCD
A5.05
Scale: 1/8" = 1'-0"

SHEET NOTES

- 1 STANDING SEAM METAL ROOF/WALL SYSTEM
- 2 TRANSLUCENT CANOPY WITH POTENTIAL SOLAR PV SYSTEM
- 3 OCCULUS DORMER
- 4 ALUMINUM FRAMED GLAZING SYSTEM
- 5 ALUMINUM FRAMED WINDOW GLAZING SYSTEM
- 6 HURRICANE RATED LOUVER, COLOR TO MATCH RE MECHANICAL
- 7 EXPOSED STRUCTURAL STEEL FRAMING MEMBERS, HIGH PERFORMANCE PAINT FINISH
- 8 EXPOSED STRUCTURAL STEEL COLUMNS WITH CAST IN PLACE CONCRETE BASE, HIGH PERFORMANCE PAINT FINISH ON STEEL COLUMNS
- 9 CAST IN PLACE CONCRETE STAIRS
- 10 2"x2" ALUMINUM GUARDRAIL WITH ALUMINUM MESH INFILL - MESH INSTALLED ANGULAR
- 11 CUSTOM PATTERNED PERFORATED METAL PANEL BRIS SOLEIL SHADE SCREEN ON STEEL SUBSTRUCTURE
- 12 PRE-FINISHED METAL PARAPET CAP
- 13 FROSTED GLASS (40% TRANSLUCENT)
- 14 2'-0" HORIZONTAL SUN SHADE
- 15 18" TALL ALUMINUM LETTERS
- 16 OPERABLE GLAZING WALL SYSTEM
- 17 FRAMED SHADE CANOPY
- 18 FENCE & GATE PER LANDSCAPE
- 19 CUSTOM PATTERNED PERFORATED METAL PANEL CANOPY ON STEEL SUBSTRUCTURE
- 21 UHPC PERFORATED CLADDING PANEL (PATTERN A)
- 22 UHPC PERFORATED CLADDING PANEL (PATTERN B)
- 23 DUCTWORK, PIPING, & EQUIPMENT PER MECH
- 24 MONUMENT SIGN - 36" HIGH EXTRUDED ALUMINUM LETTERS

EXTERIOR FINISH MATERIALS

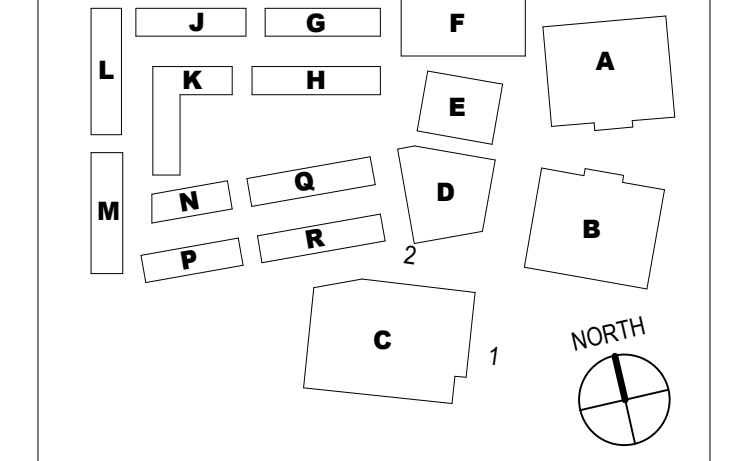
NOTE: REFER TO WALL ASSEMBLIES ON SHEET A8.0

- ROOF**
- STANDING SEAM METAL ROOF
 - BASIS OF DESIGN FINISH: CARDINAL RED
- EXTERIOR PAINT**
- EP1: HIGH PERFORMANCE PAINT, COLOR TO MATCH SHERWIN WILLIAMS: xxxxx (ALL EXPOSED STRUCTURAL STEEL FRAMING)
- EXTERIOR STAIRS**
- 8" CAST IN PLACE CONCRETE WITH ALUMINUM GUARDRAIL
- GLAZING**
- CLEAR TEMPERED INSULATED GLAZING UNITS
 - FROSTED TEMPERED INSULATED GLAZING UNITS (40% TRANSLUCENT)

**COLOR & TEXTURE LEGEND
COMPOSITE WALL PANEL
CLADDING SYSTEM**

- CWP-1: HORIZONTAL PATTERN / FIELD COLOR 1
- CWP-2: VERTICAL PATTERN / FIELD COLOR 2
- CWP-3: SOLID ACCENT COLOR 3
- CWP-4: SOLID ACCENT COLOR 4

KEY PLAN



ZYSCOVICH
A Stratus Team Company
10000 SW 15th Ave
Miami, Florida 33182
1-888-271-2025
www.zyscovich.com


NOT FOR CONSTRUCTION

Structural Engineers
Thornton Thomasetti
80 SW 8th Street, Suite 2160
Miami, FL 33130
786-491-7660

MEP Engineers
TLC Engineering
5757 Waterford District Drive
Suite 400
Miami, FL 33126
305-268-8553

Civil & Landscape
Langston
1221 Brickell Avenue,
Suite 1800
Miami, FL 33131
786-264-7200

**RealFood Hospitality,
Strategy & Design**
63 Chabot Street
Newport, MA 02458
617-876-2100



LOCKHART PREK-8 SCHOOL
VIRGIN ISLAND DEPARTMENT OF EDUCATION
8819MFB3
CHARLOTTE AVENUE, ST THOMAS 08802

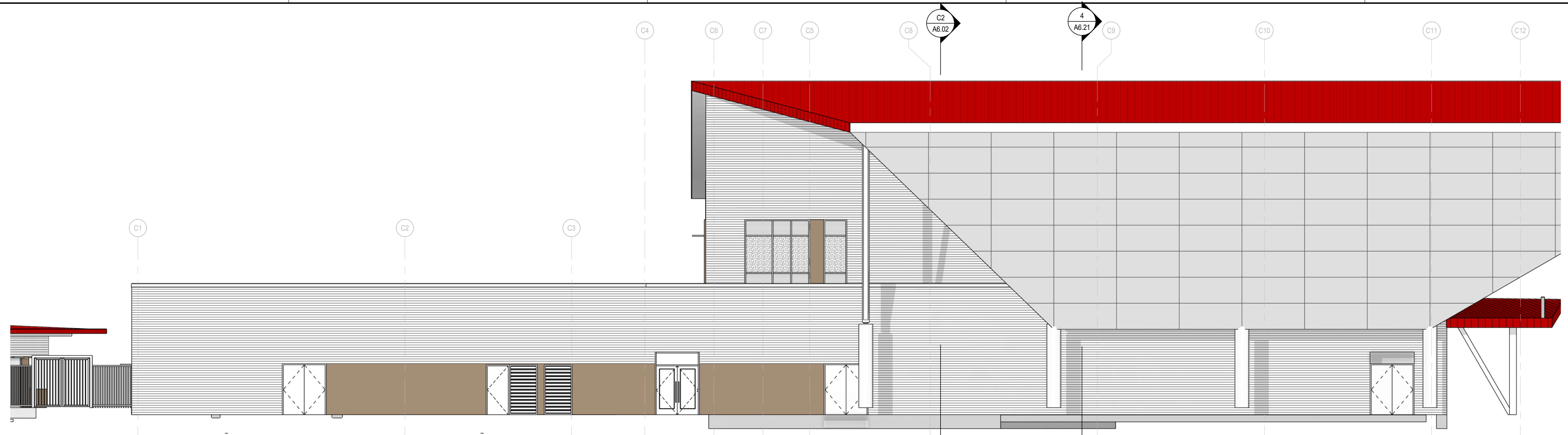
**PRE-APP
CONCEPT DRAWINGS**
AUGUST 2025

REVISIONS

| Rev | Date | Note |
|-----|------|------|
| | | |
| | | |
| | | |
| | | |
| | | |
| | | |
| | | |
| | | |
| | | |

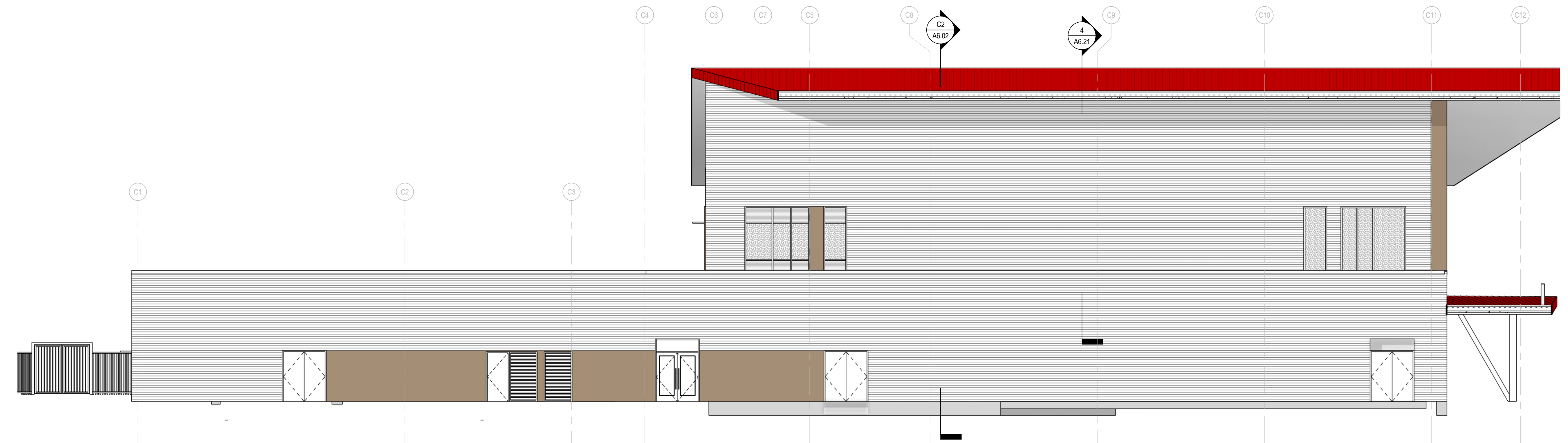
2025-0289.02
EXTERIOR ELEVATIONS - AREA C (GYM)
**FCD
A5.05**

Autodesk Docs://USV1 - Lockhart K-8 School Mod & Expansion/02-0289-02-USV1-Lockhart K8 ARCH-CENTRAL V2/1.rvt
 8/2/2025 4:57:41 PM



4
FCD
A5.06 Scale: 1/8" = 1'-0"

EXTERIOR ELEVATION - GYM BUILDING, OVERALL SOUTH ELEVATION Copy 1



3
FCD
A5.06 Scale: 1/8" = 1'-0"

EXTERIOR ELEVATION - GYM BUILDING, SOUTH ELEVATION



2
FCD
A5.06 Scale: 1/8" = 1'-0"

EXTERIOR ELEVATION - GYM BUILDING, NORTHWEST ELEVATION



1
FCD
A5.06 Scale: 1/8" = 1'-0"

EXTERIOR ELEVATION - GYM BUILDING, WEST ELEVATION Copy 1

SHEET NOTES

- 1 STANDING SEAM METAL ROOF/WALL SYSTEM
- 2 TRANSLUCENT CANOPY WITH POTENTIAL SOLAR PV SYSTEM
- 3 OCCULUS DORMER
- 4 ALUMINUM FRAMED GLAZING SYSTEM
- 5 ALUMINUM FRAMED WINDOW GLAZING SYSTEM
- 6 HURRICANE RATED LOUVER, COLOR TO MATCH RE MECHANICAL
- 7 EXPOSED STRUCTURAL STEEL FRAMING MEMBERS, HIGH PERFORMANCE PAINT FINISH
- 8 EXPOSED STRUCTURAL STEEL COLUMNS WITH CAST IN PLACE CONCRETE BASE, HIGH PERFORMANCE PAINT FINISH ON STEEL COLUMNS
- 9 CAST IN PLACE CONCRETE STAIRS
- 10 2"x2" ALUMINUM GUARDRAIL WITH ALUMINUM MESH INFILL - MESH INSTALLED ANGULAR
- 11 CUSTOM PATTERNED PERFORATED METAL PANEL BRIS SOLEIL SHADE SCREEN ON STEEL SUBSTRUCTURE
- 12 PRE-FINISHED METAL PARAPET CAP
- 13 FROSTED GLASS (40% TRANSLUCENT)
- 14 2'-0" HORIZONTAL SUN SHADE
- 15 18" TALL ALUMINUM LETTERS
- 16 OPERABLE GLAZING WALL SYSTEM
- 17 FRAMED SHADE CANOPY
- 18 FENCE & GATE PER LANDSCAPE
- 19 CUSTOM PATTERNED PERFORATED METAL PANEL CANOPY ON STEEL SUBSTRUCTURE
- 21 UHPC PERFORATED CLADDING PANEL (PATTERN A)
- 22 UHPC PERFORATED CLADDING PANEL (PATTERN B)
- 23 DUCTWORK, PIPING, & EQUIPMENT PER MECH
- 25 MONUMENT SIGN - 36" HIGH EXTRUDED ALUMINUM LETTERS

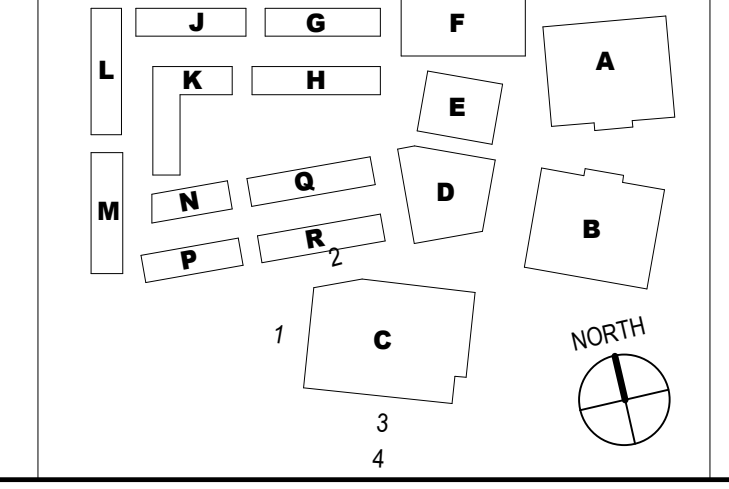
EXTERIOR FINISH MATERIALS

- NOTE: REFER TO WALL ASSEMBLIES ON SHEET A8.0
- ROOF**
- STANDING SEAM METAL ROOF BASIS OF DESIGN FINISH: CARDINAL RED
- EXTERIOR PAINT**
- EPT1: HIGH PERFORMANCE PAINT, COLOR TO MATCH SHERWIN WILLIAMS: xxxxx (ALL EXPOSED STRUCTURAL STEEL FRAMING)
- EXTERIOR STAIRS**
- 8" CAST IN PLACE CONCRETE WITH ALUMINUM GUARDRAIL
- GLAZING**
- CLEAR TEMPERED INSULATED GLAZING UNITS
 - FROSTED TEMPERED INSULATED GLAZING UNITS (40% TRANSLUCENT)

COLOR & TEXTURE LEGEND

- COMPOSITE WALL PANEL CLADDING SYSTEM
- CWP-1: HORIZONTAL PATTERN / FIELD COLOR 1
 - CWP-2: VERTICAL PATTERN / FIELD COLOR 2
 - CWP-3: SOLID ACCENT COLOR 3
 - CWP-4: SOLID ACCENT COLOR 4

KEY PLAN




ZYSKOVICH
 A Stratus Team Company
 1000 S.W. 10th Ave.
 Miami, Florida 33135
 305-268-8553

NOT FOR CONSTRUCTION

Structural Engineers
Thornton Tomasetti
 80 SW 8th Street, Suite 2160
 Miami, FL 33130
 796-491-7660
M&P Engineers
TLC Engineering
 5757 Waterford District Drive
 Suite 400
 Miami, FL 33126
 305-268-8553

Civil & Landscape
Langston
 1221 Brickell Avenue,
 Suite 1800
 Miami, FL 33131
 786-264-7200
RealFood Hospitality, Strategy & Design
 63 Chababel Street
 Newcan, MA 02458
 617-876-2100



LOCKHART PRE-K-8 SCHOOL
 VIRGIN ISLAND DEPARTMENT OF EDUCATION
 839MFP83
 CHARLOTTE AVENUE, ST THOMAS 00802

PRE-APP CONCEPT DRAWINGS

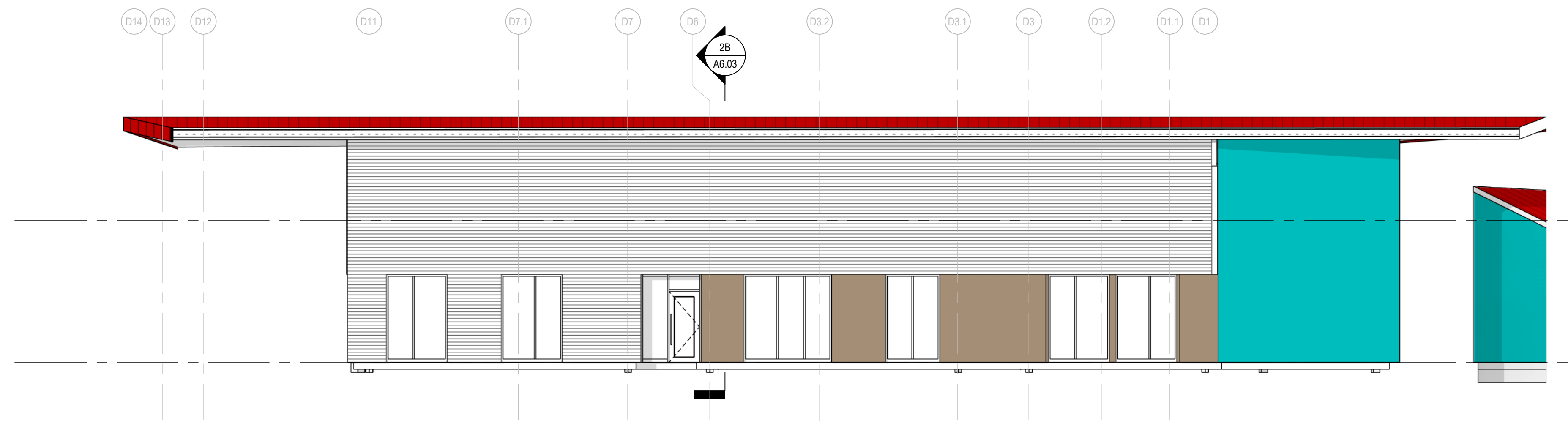

AUGUST 2025

REVISIONS

| Rev | Date | Note |
|-----|------|------|
| | | |
| | | |
| | | |
| | | |
| | | |
| | | |
| | | |
| | | |
| | | |
| | | |

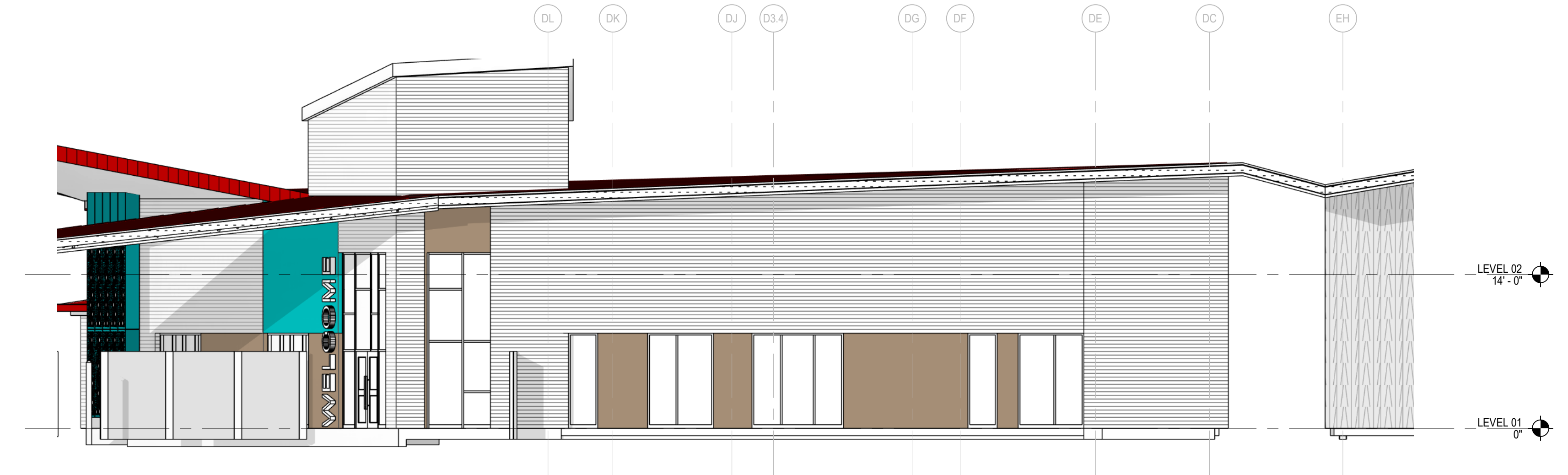
2025-0289.02
 EXTERIOR ELEVATIONS - AREA C (GYM)
FCD
A5.06

Autodesk Docs://USVY - Lockhart K-8 School Mod & Expand/25-0289-02_USVY_Lockhart K8 ARCH CENTRAL V2.dwg
8/22/2025 4:58:10 PM



4
FCD
A5.07
Scale: 1/8" = 1'-0"

**EXTERIOR ELEVATION - ADMIN BUILDING, NORTH
ELEVATION Copy 1**



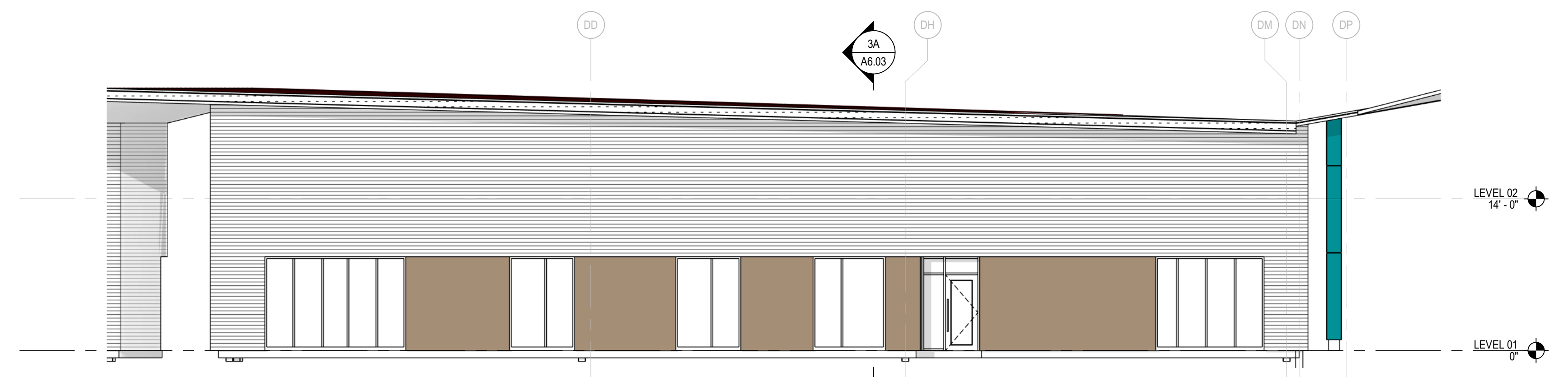
3
FCD
A5.07
Scale: 1/8" = 1'-0"

**EXTERIOR ELEVATION - ADMIN BUILDING, EAST
ELEVATION Copy 1**



2
FCD
A5.07
Scale: 1/8" = 1'-0"

**EXTERIOR ELEVATION - ADMIN BUILDING, SOUTH
ELEVATION Copy 1**



1
FCD
A5.07
Scale: 1/8" = 1'-0"

**EXTERIOR ELEVATION - ADMIN BUILDING WEST
ELEVATION Copy 1**

SHEET NOTES

- 1 STANDING SEAM METAL ROOF/WALL SYSTEM
- 2 TRANSLUCENT CANOPY WITH POTENTIAL SOLAR PV SYSTEM
- 3 OCCULUS DORMER
- 4 ALUMINUM FRAMED GLAZING SYSTEM
- 5 ALUMINUM FRAMED WINDOW GLAZING SYSTEM
- 6 HURRICANE RATED LOUVER, COLOR TO MATCH RE MECHANICAL
- 7 EXPOSED STRUCTURAL STEEL FRAMING MEMBERS, HIGH PERFORMANCE PAINT FINISH
- 8 EXPOSED STRUCTURAL STEEL COLUMNS WITH CAST IN PLACE CONCRETE BASE, HIGH PERFORMANCE PAINT FINISH ON STEEL COLUMNS
- 9 CAST IN PLACE CONCRETE STAIRS
- 10 2"x2" ALUMINUM GUARDRAIL WITH ALUMINUM MESH INFILL - MESH INSTALLED ANGULAR
- 11 CUSTOM PATTERNED PERFORATED METAL PANEL BRIS SOLEIL SHADE SCREEN ON STEEL SUBSTRUCTURE
- 12 PRE-FINISHED METAL PARAPET CAP
- 13 FROSTED GLASS (40% TRANSLUCENT)
- 14 2'-0" HORIZONTAL SUN SHADE
- 15 18" TALL ALUMINUM LETTERS
- 16 OPERABLE GLAZING WALL SYSTEM
- 17 FRAMED SHADE CANOPY
- 18 FENCE & GATE PER LANDSCAPE
- 19 CUSTOM PATTERNED PERFORATED METAL PANEL CANOPY ON STEEL SUBSTRUCTURE
- 21 UHPC PERFORATED CLADDING PANEL (PATTERN A)
- 22 UHPC PERFORATED CLADDING PANEL (PATTERN B)
- 23 DUCTWORK, PIPING, & EQUIPMENT PER MECH
- 25 MONUMENT SIGN - 36" HIGH EXTRUDED ALUMINUM LETTERS

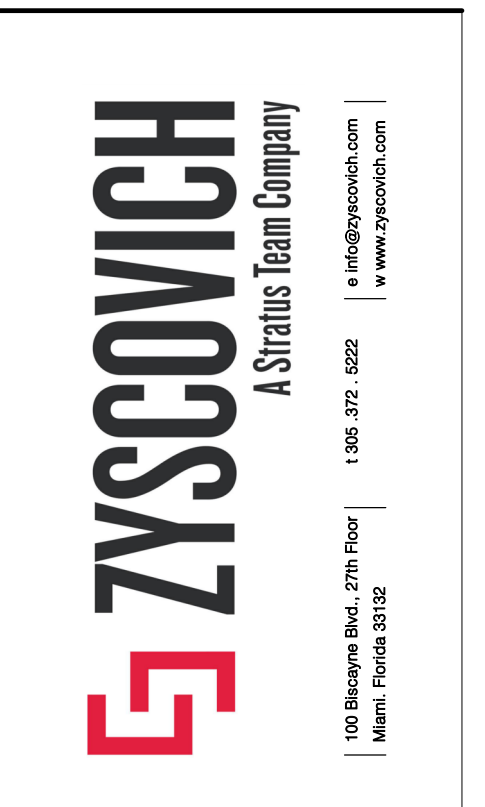
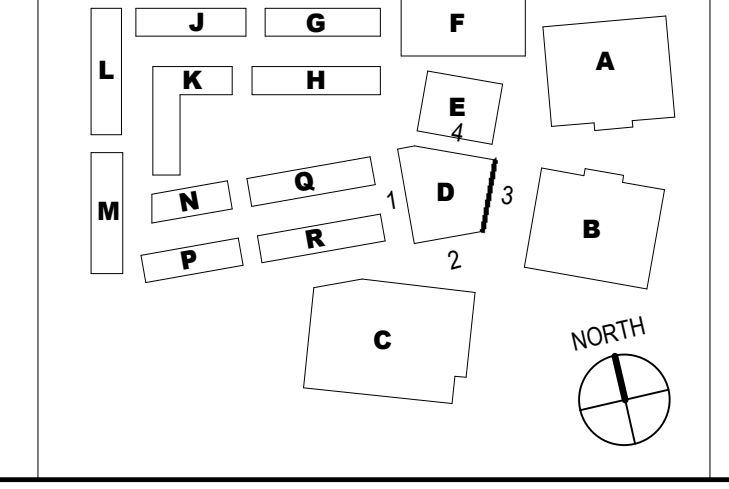
EXTERIOR FINISH MATERIALS

- NOTE: REFER TO WALL ASSEMBLIES ON SHEET A8.0
- ROOF**
- STANDING SEAM METAL ROOF
 - BASIS OF DESIGN FINISH: CARDINAL RED
- EXTERIOR PAINT**
- EPT-1: HIGH PERFORMANCE PAINT, COLOR TO MATCH SHERWIN WILLIAMS: xxxxx (ALL EXPOSED STRUCTURAL STEEL FRAMING)
- EXTERIOR STAIRS**
- 8" CAST IN PLACE CONCRETE WITH ALUMINUM GUARDRAIL
- GLAZING**
- CLEAR TEMPERED INSULATED GLAZING UNITS
 - FROSTED TEMPERED INSULATED GLAZING UNITS (40% TRANSLUCENT)

**COLOR & TEXTURE LEGEND
COMPOSITE WALL PANEL
CLADDING SYSTEM**

- CWP-1: HORIZONTAL PATTERN / FIELD COLOR 1
- CWP-2: VERTICAL PATTERN / FIELD COLOR 2
- CWP-3: SOLID ACCENT COLOR 3
- CWP-4: SOLID ACCENT COLOR 4


KEY PLAN



NOT FOR CONSTRUCTION

Structural Engineers
Thornton Thomasetti
80 SW 8th Street, Suite 2160
Miami, FL 33130
786-491-7660
MEP Engineers
TLC Engineering
5757 Waterford District Drive
Suite 400
Miami, FL 33126
305-268-8553

Civil & Landscape
Langston
1221 Brickell Avenue,
Suite 1800
Miami, FL 33131
786-264-7200
Food Service
**RealFood Hospitality,
Strategy & Design**
63 Chababel Street
Newport, MA 02458
617-876-2100



LOCKHART PREK-8 SCHOOL
VIRGIN ISLAND DEPARTMENT OF EDUCATION
8319MFP83
CHARLOTTE AVENUE, ST THOMAS 00802

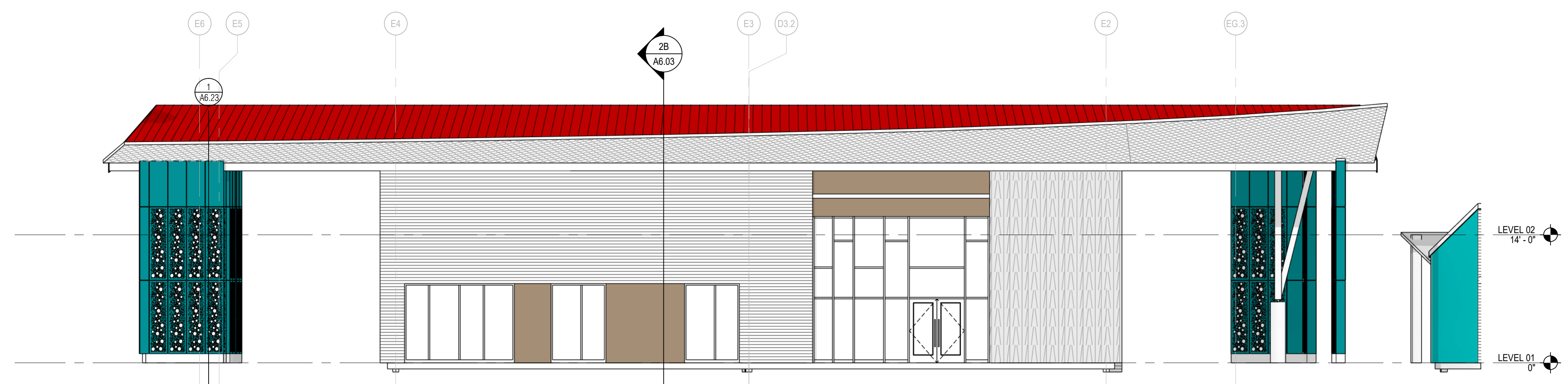
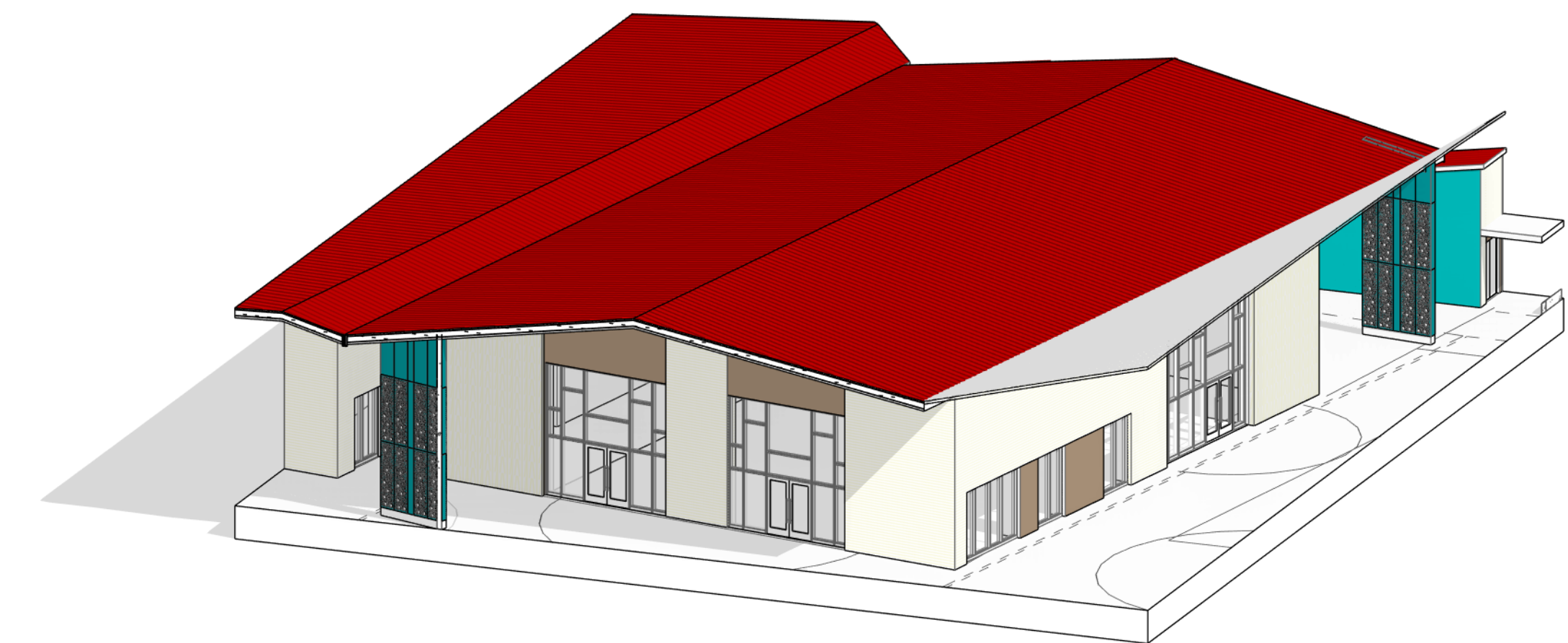
**PRE-APP
CONCEPT DRAWINGS**
AUGUST 2025
REVISIONS

| Rev | Date | Note |
|-----|------|------|
| | | |
| | | |
| | | |
| | | |
| | | |
| | | |
| | | |
| | | |
| | | |
| | | |

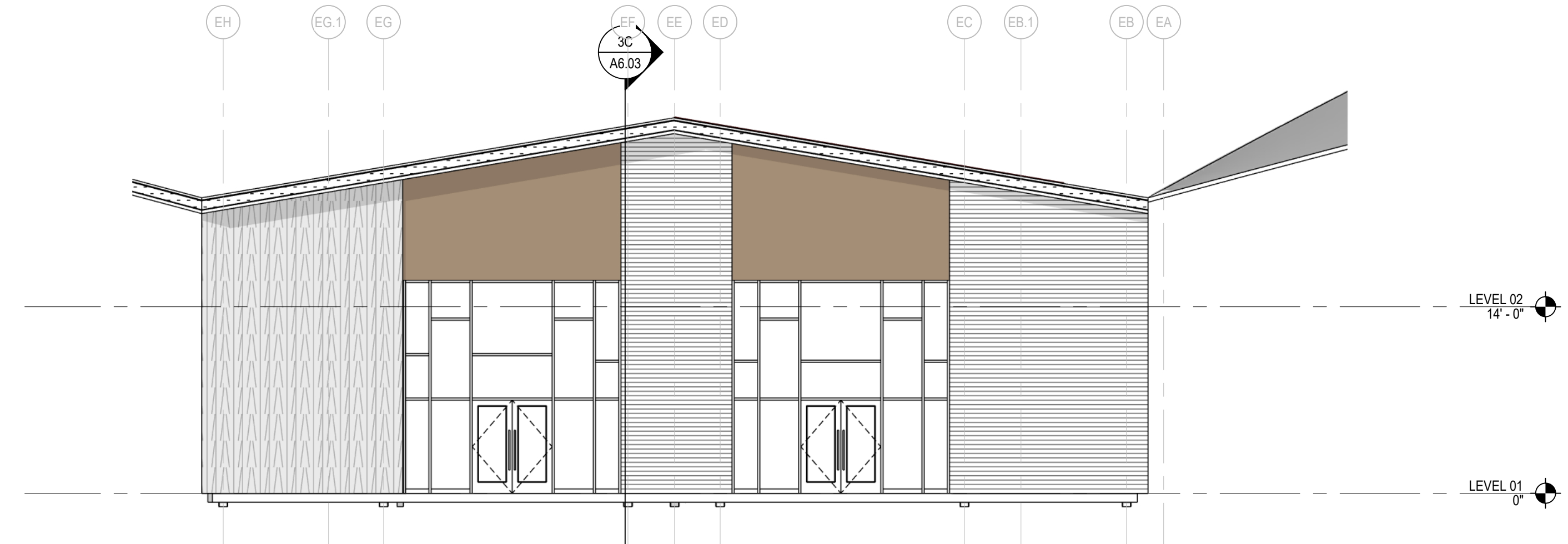
2025-0289.02
EXTERIOR ELEVATIONS - AREA D (ADMIN)
**FCD
A5.07**

Autodesk Docs://USV1 - Lockhart K-8 School Mod & Elevation/25-0289-02_USV1_Lockhart K8 ARCH CENTRAL V2.dwg
8/2/2025 4:58:55 PM

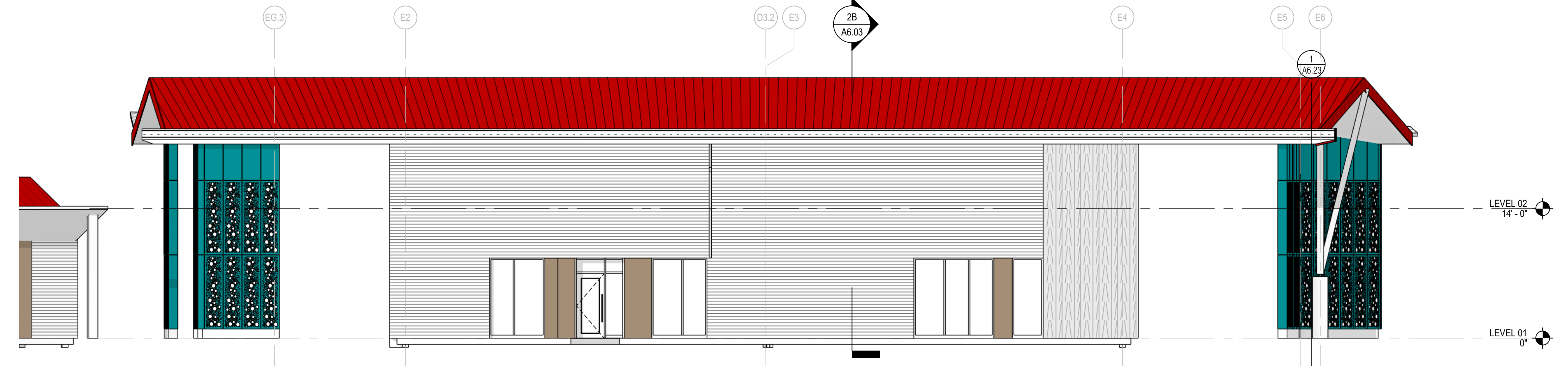
1
2
3
4
5



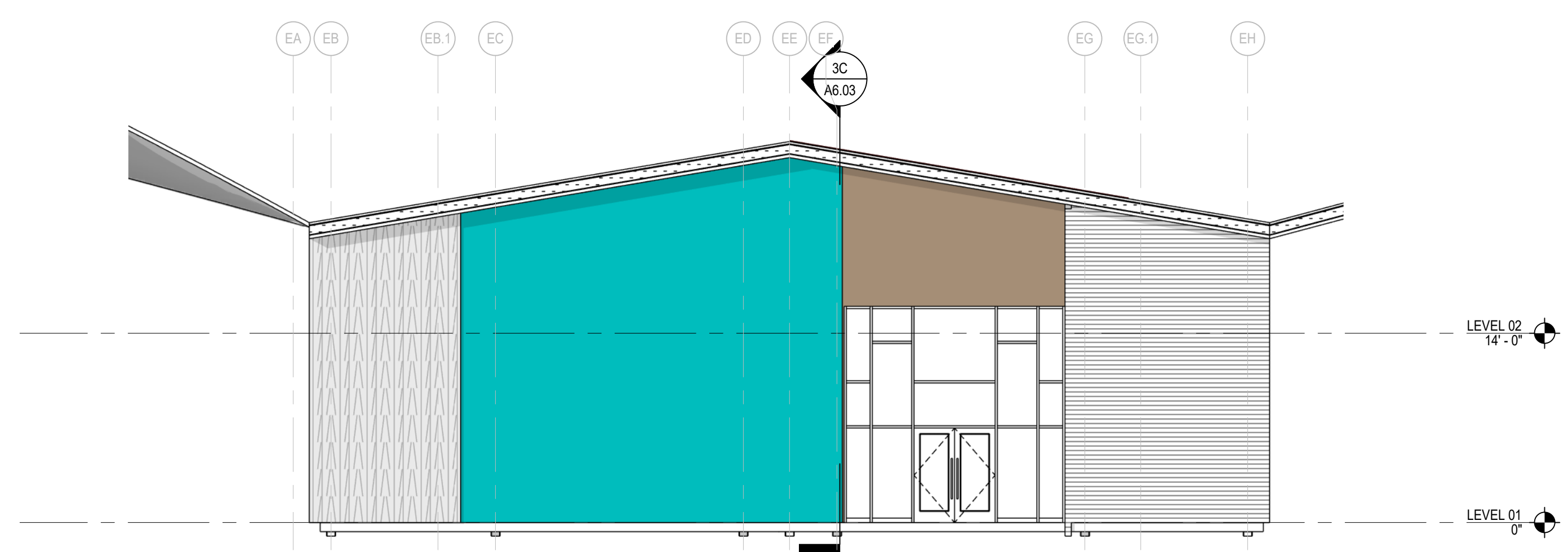
4
FCD
A5.08
EXTERIOR ELEVATION - MEDIA BUILDING, NORTH
ELEVATION Copy 1
Scale: 1/8" = 1'-0"



3
FCD
A5.08
EXTERIOR ELEVATION - MEDIA BUILDING, EAST
ELEVATION Copy 1
Scale: 1/8" = 1'-0"



2
FCD
A5.08
EXTERIOR ELEVATION - MEDIA BUILDING, SOUTH
ELEVATION Copy 1
Scale: 1/8" = 1'-0"



1
FCD
A5.08
EXTERIOR ELEVATION - MEDIA BUILDING, WEST
ELEVATION Copy 1
Scale: 1/8" = 1'-0"

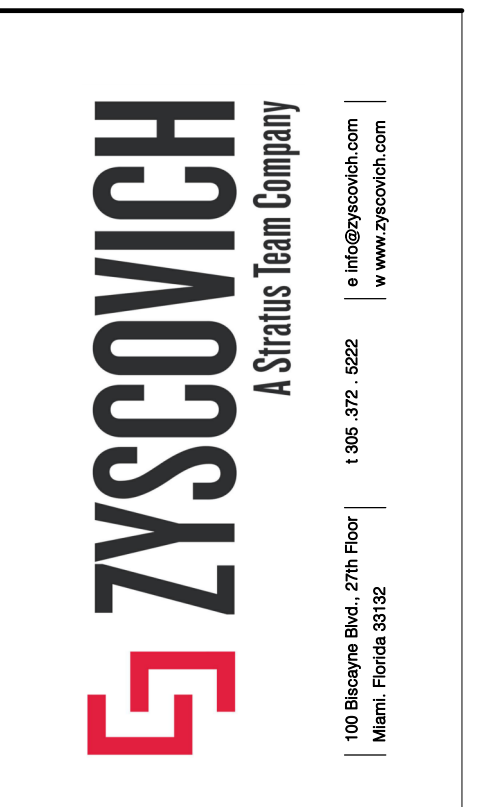
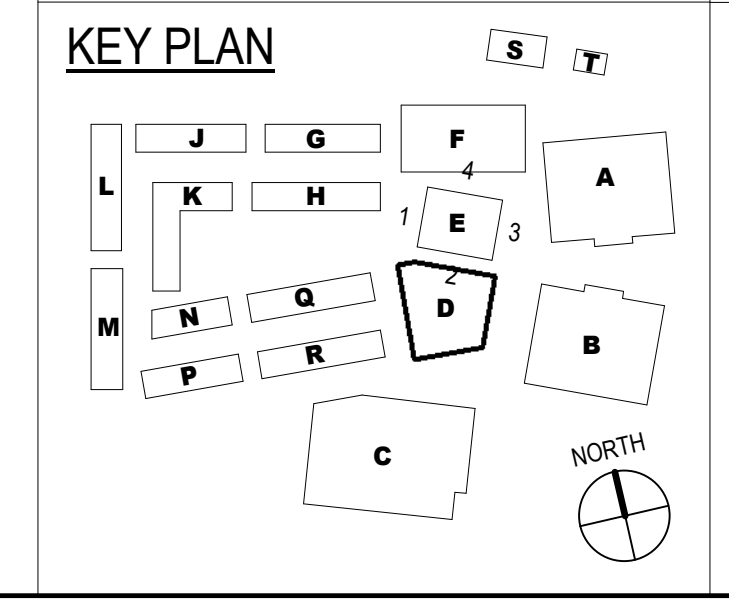
- SHEET NOTES**
- 1 STANDING SEAM METAL ROOF/WALL SYSTEM
 - 2 TRANSLUCENT CANOPY WITH POTENTIAL SOLAR PV SYSTEM
 - 3 OCCULUS DORMER
 - 4 ALUMINUM FRAMED GLAZING SYSTEM
 - 5 ALUMINUM FRAMED WINDOW GLAZING SYSTEM
 - 6 HURRICANE RATED LOUVER, COLOR TO MATCH RE MECHANICAL
 - 7 EXPOSED STRUCTURAL STEEL FRAMING MEMBERS, HIGH PERFORMANCE PAINT FINISH
 - 8 EXPOSED STRUCTURAL STEEL COLUMNS WITH CAST IN PLACE CONCRETE BASE, HIGH PERFORMANCE PAINT FINISH ON STEEL COLUMNS
 - 9 CAST IN PLACE CONCRETE STAIRS
 - 10 2"x2" ALUMINUM GUARDRAIL WITH ALUMINUM MESH INFILL - MESH INSTALLED ANGULAR
 - 11 CUSTOM PATTERNED PERFORATED METAL PANEL BRIS SOLEIL SHADE SCREEN ON STEEL SUBSTRUCTURE
 - 12 PRE-FINISHED METAL PARAPET CAP
 - 13 FROSTED GLASS (40% TRANSLUCENT)
 - 14 2'-0" HORIZONTAL SUN SHADE
 - 15 18" TALL ALUMINUM LETTERS
 - 16 OPERABLE GLAZING WALL SYSTEM
 - 17 FRAMED SHADE CANOPY
 - 18 FENCE & GATE PER LANDSCAPE
 - 19 CUSTOM PATTERNED PERFORATED METAL PANEL CANOPY ON STEEL SUBSTRUCTURE
 - 21 UHPC PERFORATED CLADDING PANEL (PATTERN A)
 - 22 UHPC PERFORATED CLADDING PANEL (PATTERN B)
 - 23 DUCTWORK, PIPING, & EQUIPMENT PER MECH
 - 25 MONUMENT SIGN - 36" HIGH EXTRUDED ALUMINUM LETTERS

EXTERIOR FINISH MATERIALS

- NOTE: REFER TO WALL ASSEMBLIES ON SHEET A8.0
- ROOF**
- STANDING SEAM METAL ROOF BASIS OF DESIGN FINISH: CARDINAL RED
- EXTERIOR PAINT**
- EP1: HIGH PERFORMANCE PAINT, COLOR TO MATCH SHERWIN WILLIAMS: xxxxx (ALL EXPOSED STRUCTURAL STEEL FRAMING)
- EXTERIOR STAIRS**
- 8" CAST IN PLACE CONCRETE WITH ALUMINUM GUARDRAIL
- GLAZING**
- CLEAR TEMPERED INSULATED GLAZING UNITS
 - FROSTED TEMPERED INSULATED GLAZING UNITS (40% TRANSLUCENT)

COLOR & TEXTURE LEGEND
COMPOSITE WALL PANEL CLADDING SYSTEM

- CWP-1: HORIZONTAL PATTERN / FIELD COLOR 1
- CWP-2: VERTICAL PATTERN / FIELD COLOR 2
- CWP-3: SOLID ACCENT COLOR 3
- CWP-4: SOLID ACCENT COLOR 4



NOT FOR CONSTRUCTION

Structural Engineers
Thornton Tomasetti
80 SW 8th Street, Suite 2160
Miami, FL 33130
796-491-7660
MEP Engineers
TLC Engineering
5757 Waterford District Drive
Suite 400
Miami, FL 33126
305-268-8553

Civil & Landscape
Langston
1221 Brickell Avenue,
Suite 1800
Miami, FL 33131
786-264-7200
Food Service
RealFood Hospitality, Strategy & Design
63 Chabot Street
Newport, MA 02458
617-876-2100



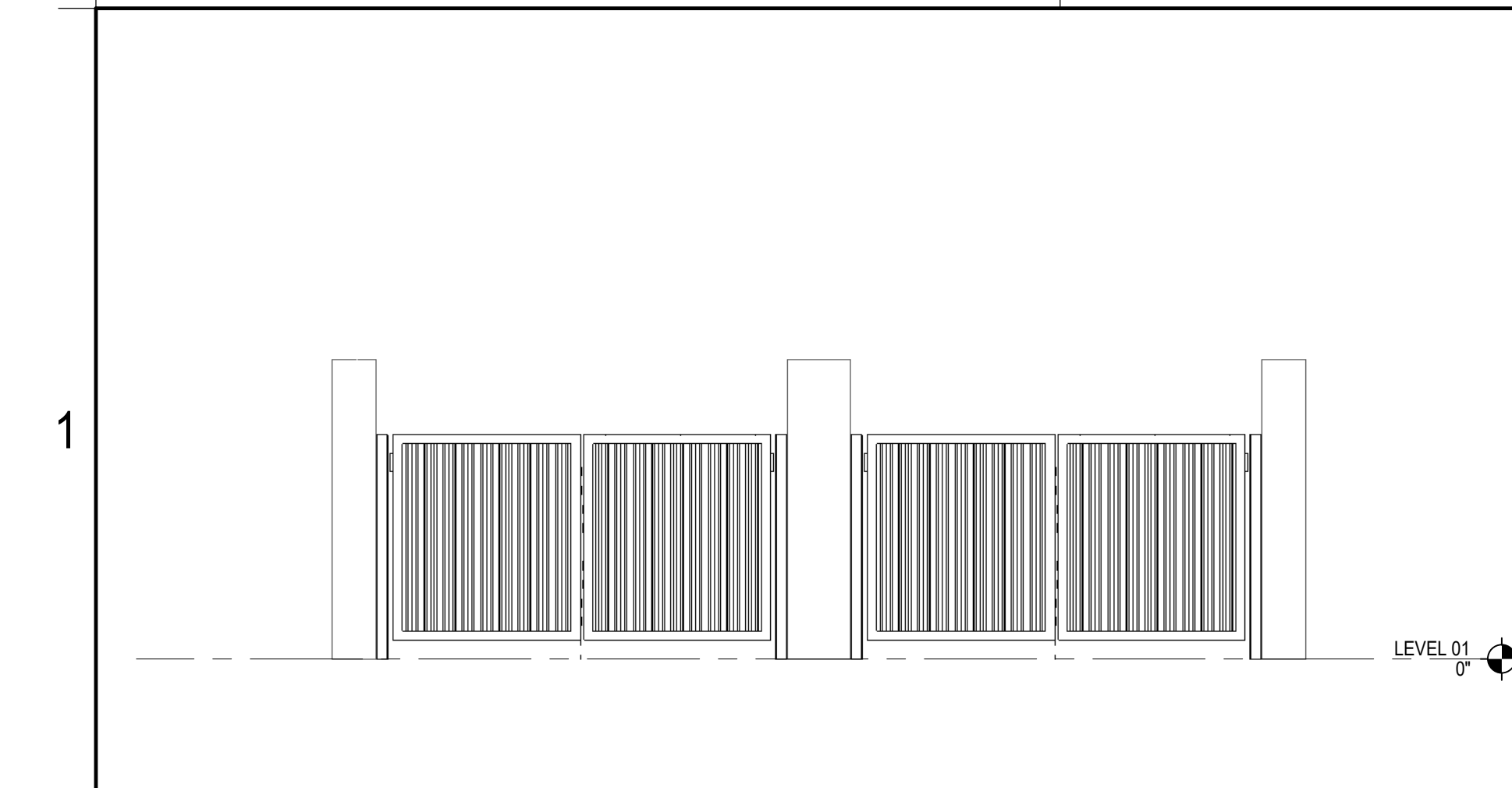
LOCKHART PRE-K8 SCHOOL
VIRGIN ISLAND DEPARTMENT OF EDUCATION
838RM-P83
CHARLOTTE AVENUE, ST THOMAS 08802

PRE-APP CONCEPT DRAWINGS
AUGUST 2025


REVISIONS

| Rev | Date | Note |
|-----|------|------|
| | | |
| | | |
| | | |
| | | |
| | | |
| | | |
| | | |
| | | |
| | | |
| | | |

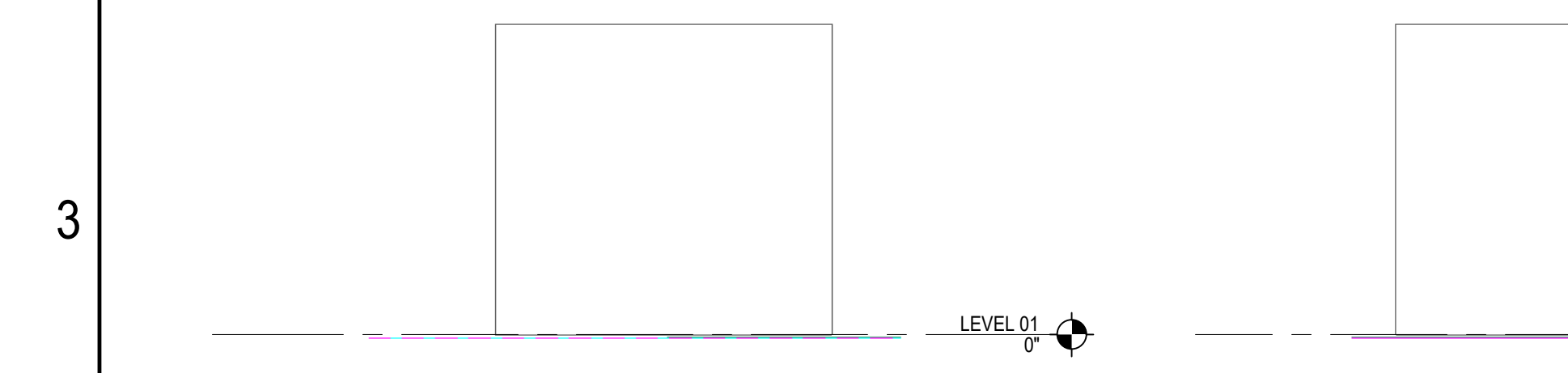
2025-0289-02
EXTERIOR ELEVATIONS - AREA E (MEDIA)
FCD A5.08



8 TRASH ENCLOSURE - SOUTH ELEVATION
 FCD A5.09 Scale: 1/4" = 1'-0"

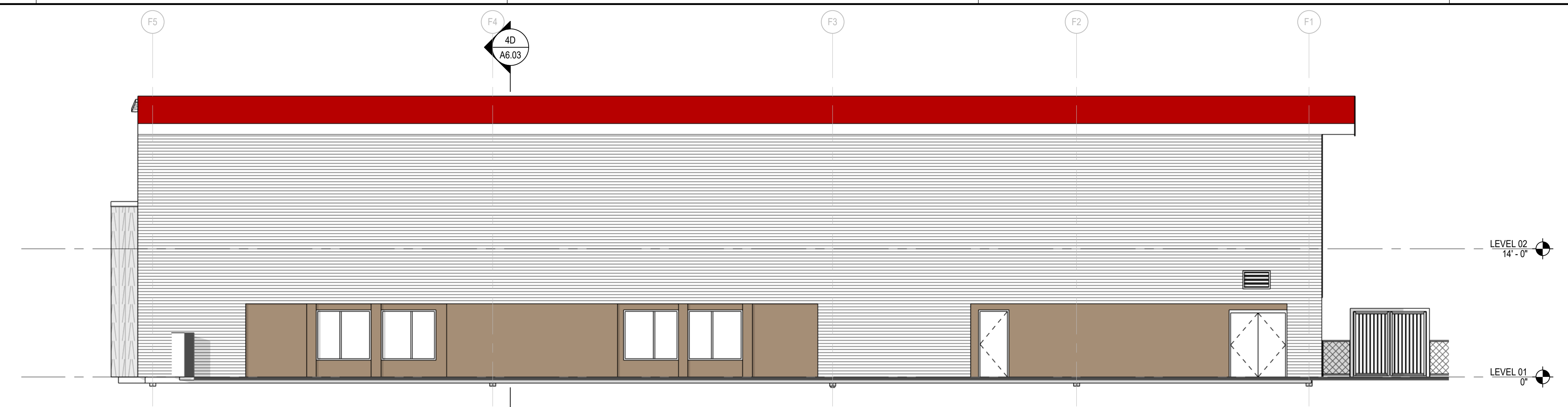


6 TRASH ENCLOSURE - NORTH ELEVATION
 FCD A5.09 Scale: 1/4" = 1'-0"

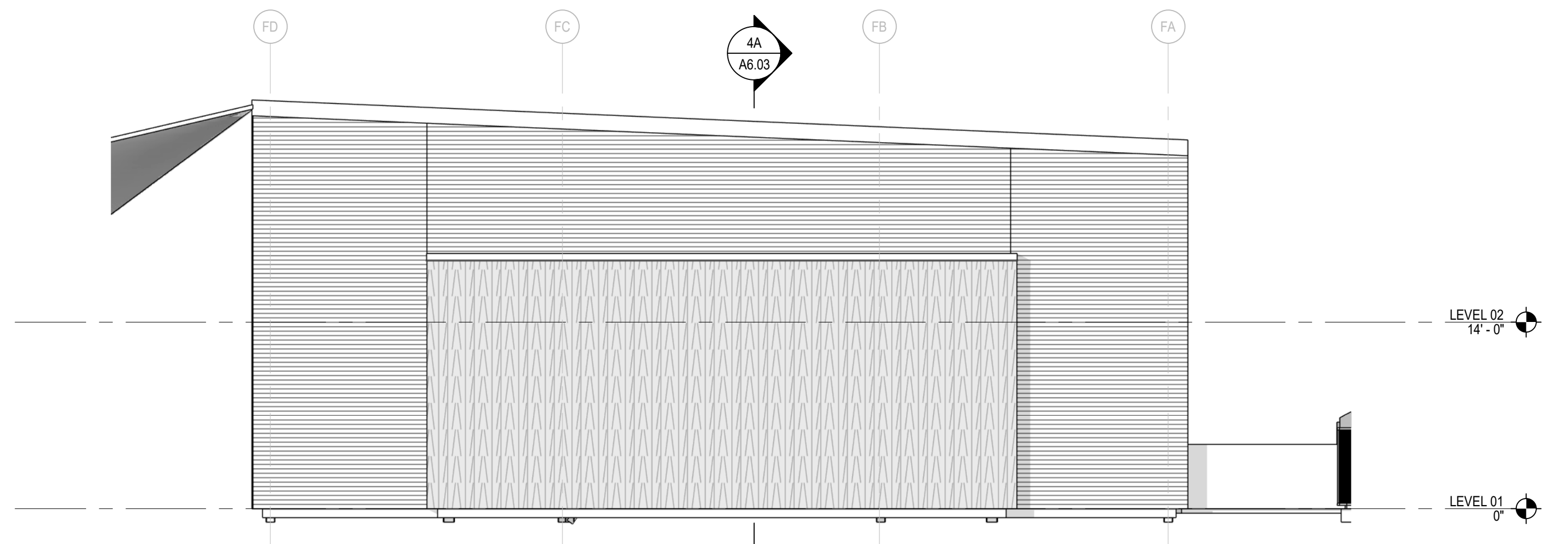


4 TRASH ENCLOSURE - EAST ELEVATION
 FCD A5.09 Scale: 1/4" = 1'-0"

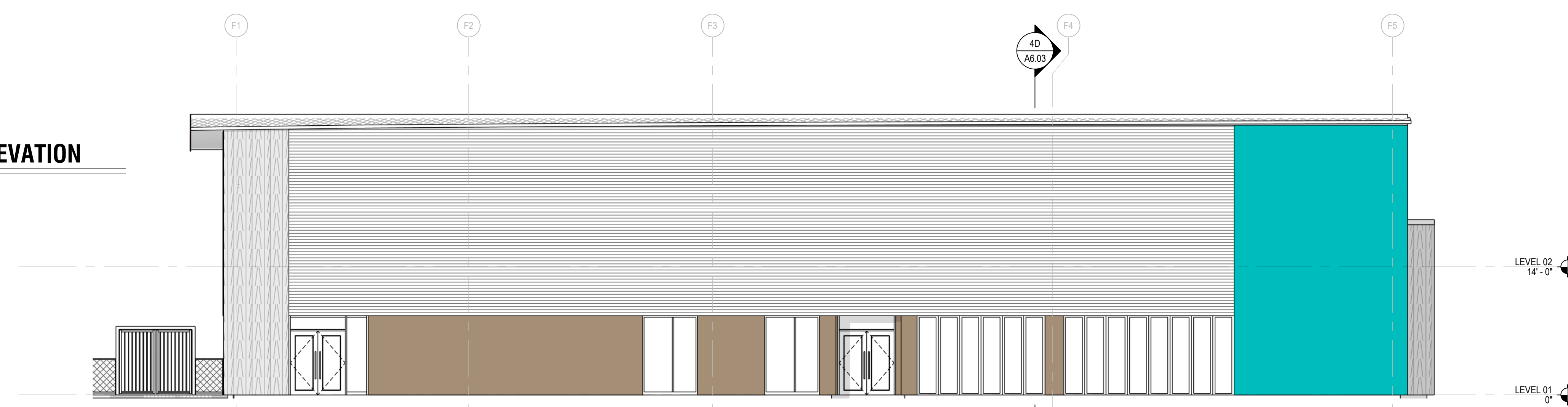
3 TRASH ENCLOSURE - WEST ELEVATION
 FCD A5.09 Scale: 1/4" = 1'-0"



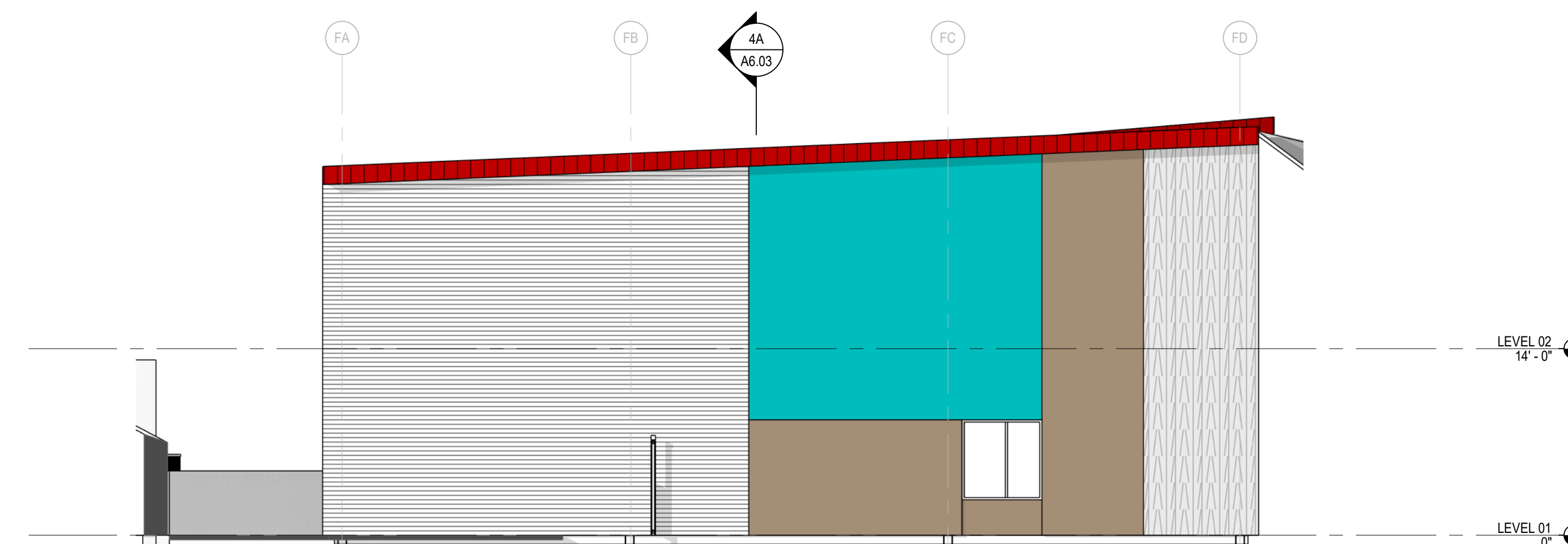
7 EXTERIOR ELEVATION - COMMONS BUILDING, NORTH ELEVATION Copy 1
 FCD A5.09 Scale: 1/8" = 1'-0"



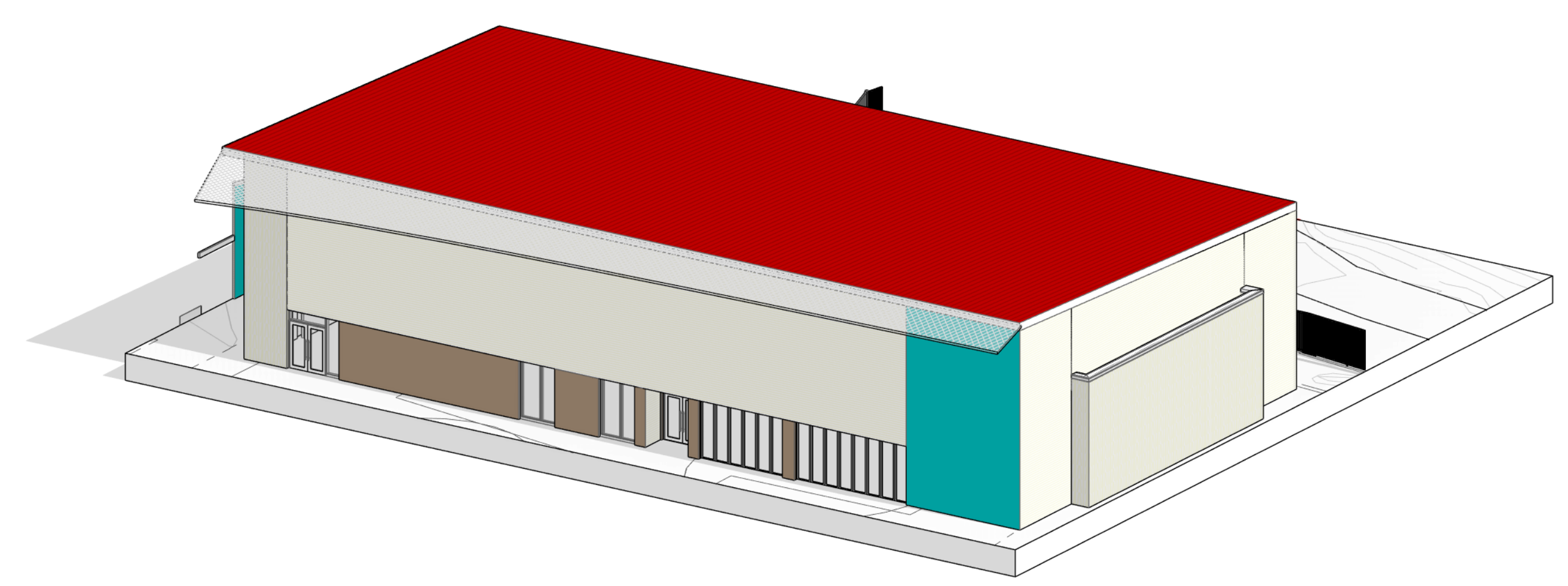
5 EXTERIOR ELEVATION - COMMONS BUILDING, EAST ELEVATION Copy 1
 FCD A5.09 Scale: 1/8" = 1'-0"



2 EXTERIOR ELEVATION - COMMONS BUILDING, SOUTH ELEVATION Copy 1
 FCD A5.09 Scale: 1/8" = 1'-0"



1 EXTERIOR ELEVATION - COMMONS BUILDING, WEST ELEVATION Copy 1
 FCD A5.09 Scale: 1/8" = 1'-0"



- SHEET NOTES**
- 1 STANDING SEAM METAL ROOF/WALL SYSTEM
 - 2 TRANSLUCENT CANOPY WITH POTENTIAL SOLAR PV SYSTEM
 - 3 OCCULUS DORMER
 - 4 ALUMINUM FRAMED GLAZING SYSTEM
 - 5 ALUMINUM FRAMED WINDOW GLAZING SYSTEM
 - 6 HURRICANE RATED LOUVER, COLOR TO MATCH RE: MECHANICAL
 - 7 EXPOSED STRUCTURAL STEEL FRAMING MEMBERS, HIGH PERFORMANCE PAINT FINISH
 - 8 EXPOSED STRUCTURAL STEEL COLUMNS WITH CAST IN PLACE CONCRETE BASE, HIGH PERFORMANCE PAINT FINISH ON STEEL COLUMNS
 - 9 CAST IN PLACE CONCRETE STAIRS
 - 10 2"x2" ALUMINUM GUARDRAIL WITH ALUMINUM MESH INFILL - MESH INSTALLED ANGULAR
 - 11 CUSTOM PATTERNED PERFORATED METAL PANEL BRIS SOLEIL SHADE SCREEN ON STEEL SUBSTRUCTURE
 - 12 PRE-FINISHED METAL PARAPET CAP
 - 13 FROSTED GLASS (40% TRANSLUCENT)
 - 14 2'-0" HORIZONTAL SUN SHADE
 - 15 18" TALL ALUMINUM LETTERS
 - 16 OPERABLE GLAZING WALL SYSTEM
 - 17 FRAMED SHADE CANOPY
 - 18 FENCE & GATE PER LANDSCAPE
 - 19 CUSTOM PATTERNED PERFORATED METAL PANEL CANOPY ON STEEL SUBSTRUCTURE
 - 21 UHPC PERFORATED CLADDING PANEL (PATTERN A)
 - 22 UHPC PERFORATED CLADDING PANEL (PATTERN B)
 - 23 DUCTWORK, PIPING, & EQUIPMENT PER MECH
 - 25 MONUMENT SIGN - 36" HIGH EXTRUDED ALUMINUM LETTERS

EXTERIOR FINISH MATERIALS


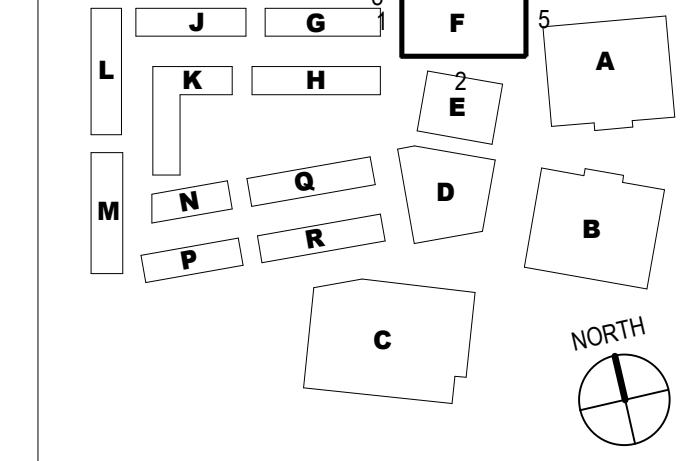
NOTE: REFER TO WALL ASSEMBLIES ON SHEET A8.0

- ROOF**
- STANDING SEAM METAL ROOF BASIS OF DESIGN FINISH: CARDINAL RED
- EXTERIOR PAINT**
- EPT-1: HIGH PERFORMANCE PAINT, COLOR TO MATCH SHERWIN WILLIAMS: xxxx (@ALL EXPOSED STRUCTURAL STEEL FRAMING)
- EXTERIOR STAIRS**
- 8" CAST IN PLACE CONCRETE WITH ALUMINUM GAURDRAIL
- GLAZING**
- CLEAR TEMPERED INSULATED GLAZING UNITS
 - FROSTED TEMPERED INSULATED GLAZING UNITS (40% TRANSLUCENT)

COLOR & TEXTURE LEGEND
 COMPOSITE WALL PANEL CLADDING SYSTEM

- CWP-1: HORIZONTAL PATTERN / FIELD COLOR 1
- CWP-2: VERTICAL PATTERN / FIELD COLOR 2
- CWP-3: SOLID ACCENT COLOR 3
- CWP-4: SOLID ACCENT COLOR 4

KEY PLAN



NOT FOR CONSTRUCTION

Structural Engineers
Thornton Thomasetti
 80 SW 8th Street, Suite 2160
 Miami, FL 33130
 796-491-7660

Civil & Landscape
Langston
 1221 Brickell Avenue,
 Suite 1800
 Miami, FL 33131
 786-264-7200



RealFood Hospitality, Strategy & Design
 63 Chababel Street
 Newcan, MA 02458
 617-876-2100

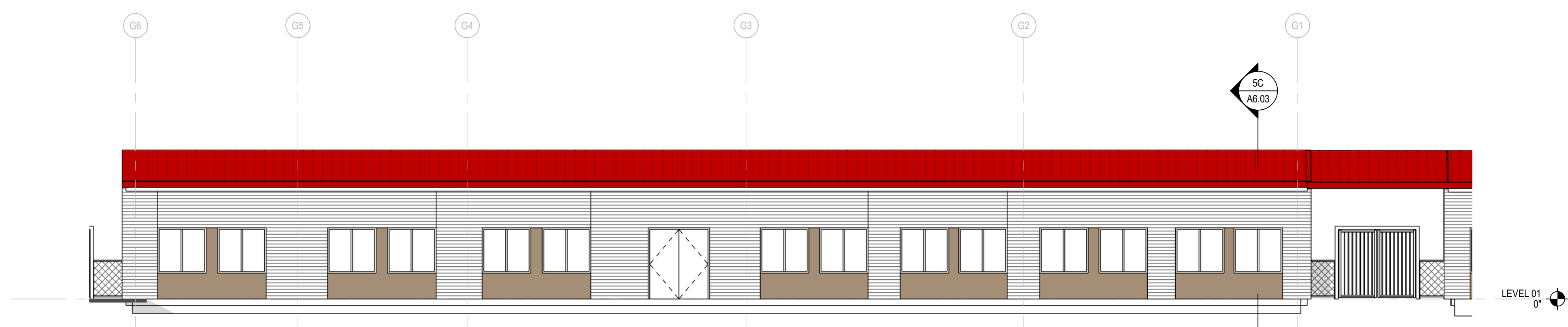
LOCKHART PREK-8 SCHOOL
 VIRGIN ISLAND DEPARTMENT OF EDUCATION
 831RMFP33
 CHARLOTTE AVENUE, ST THOMAS 00802

PRE-APP CONCEPT DRAWINGS
 AUGUST 2025
 REVISIONS

| Rev | Date | Note |
|-----|------|------|
| | | |
| | | |
| | | |
| | | |
| | | |
| | | |
| | | |
| | | |
| | | |

2025-0289.02
 EXTERIOR ELEVATIONS - AREA F (DINING)
FCD A5.09

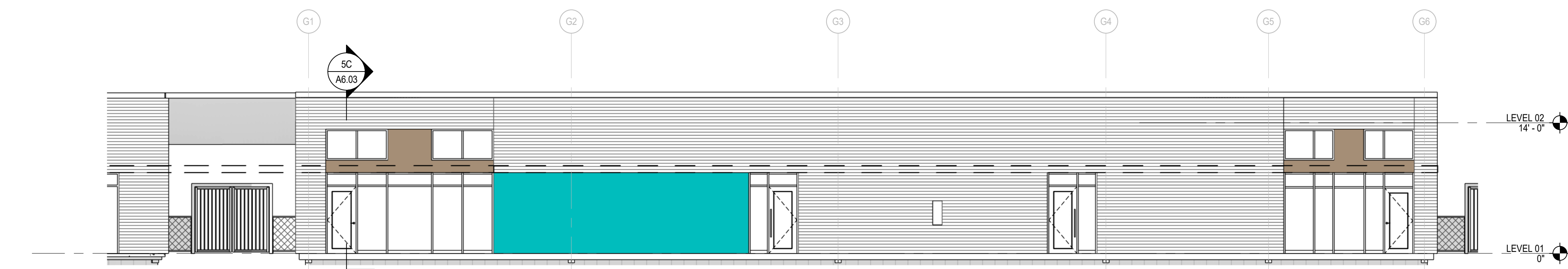
1



10
FCD
A5.10
Scale: 1/8" = 1'-0"

**EXTERIOR ELEVATION - ARTS BUILDING, NORTH
ELEVATION Copy 1**

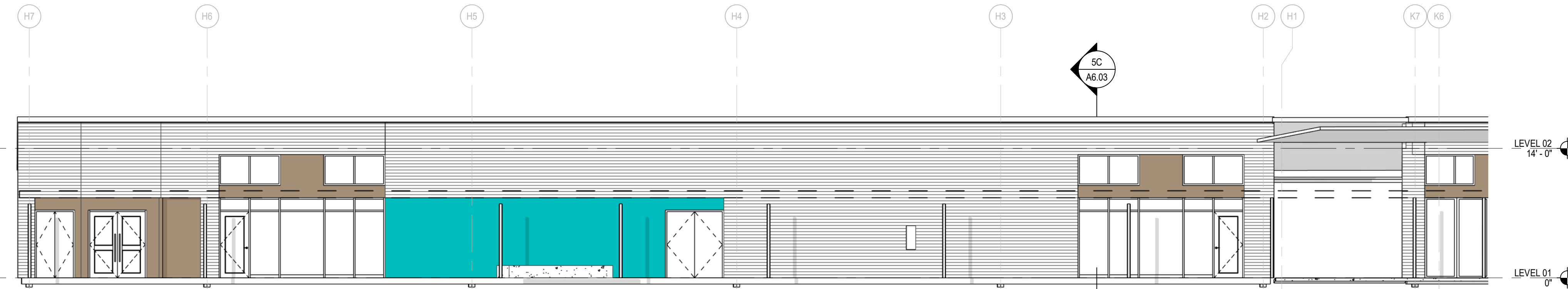
2



8
FCD
A5.10
Scale: 1/8" = 1'-0"

**EXTERIOR ELEVATION - ARTS BUILDING, SOUTH
ELEVATION Copy 1**

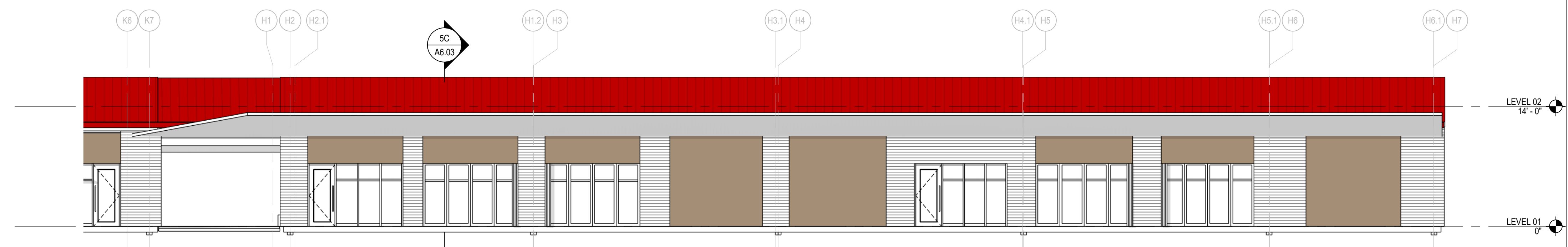
3



6
FCD
A5.10
Scale: 1/8" = 1'-0"

**EXTERIOR ELEVATION - MUSIC BUILDING, NORTH
ELEVATION Copy 1**

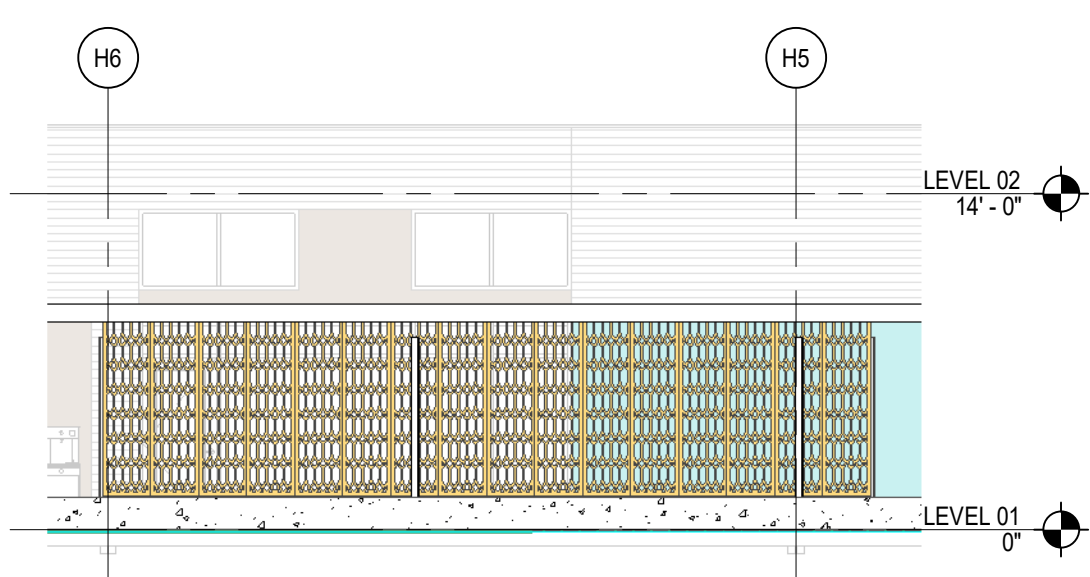
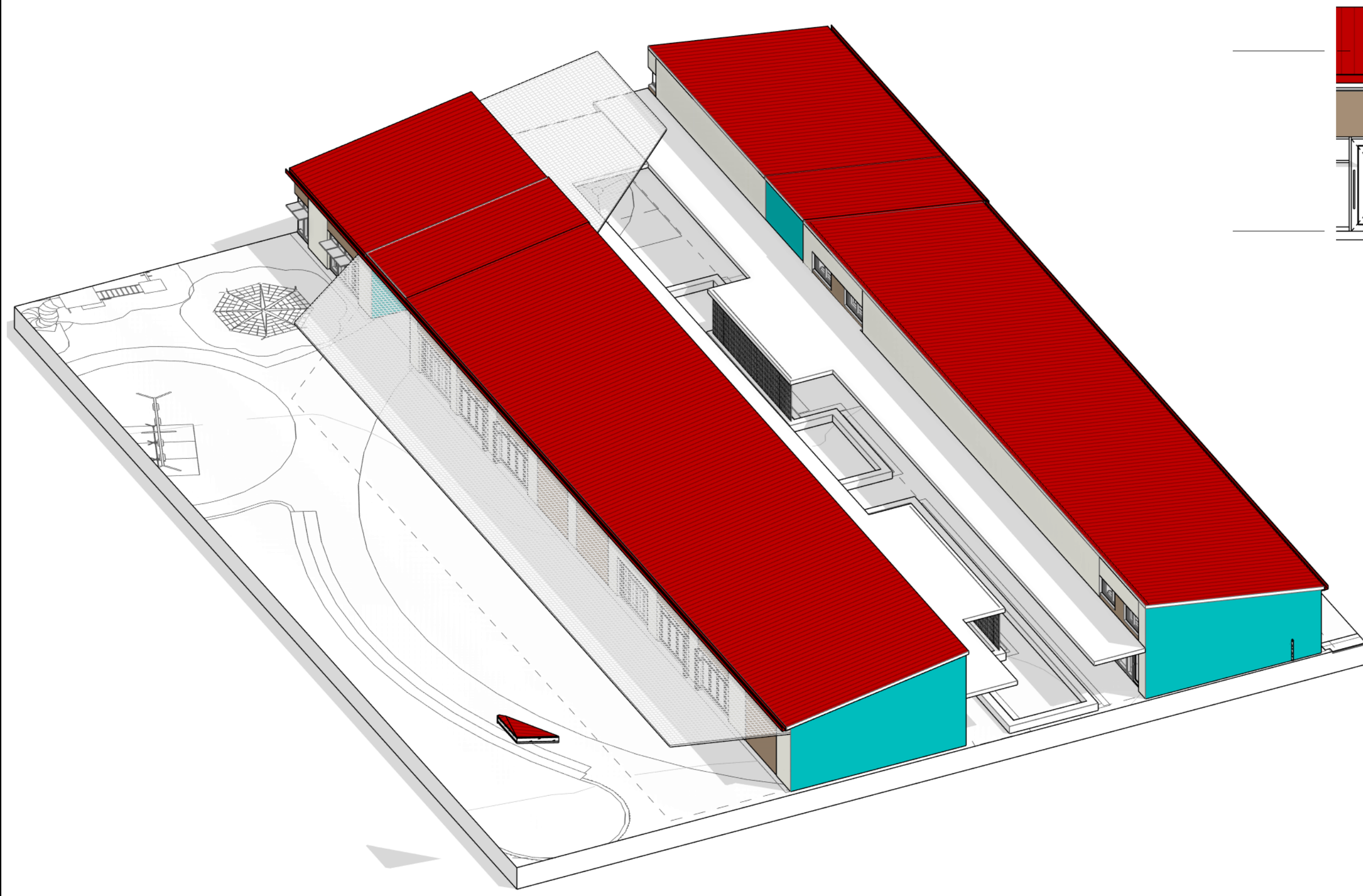
4



4
FCD
A5.10
Scale: 1/8" = 1'-0"

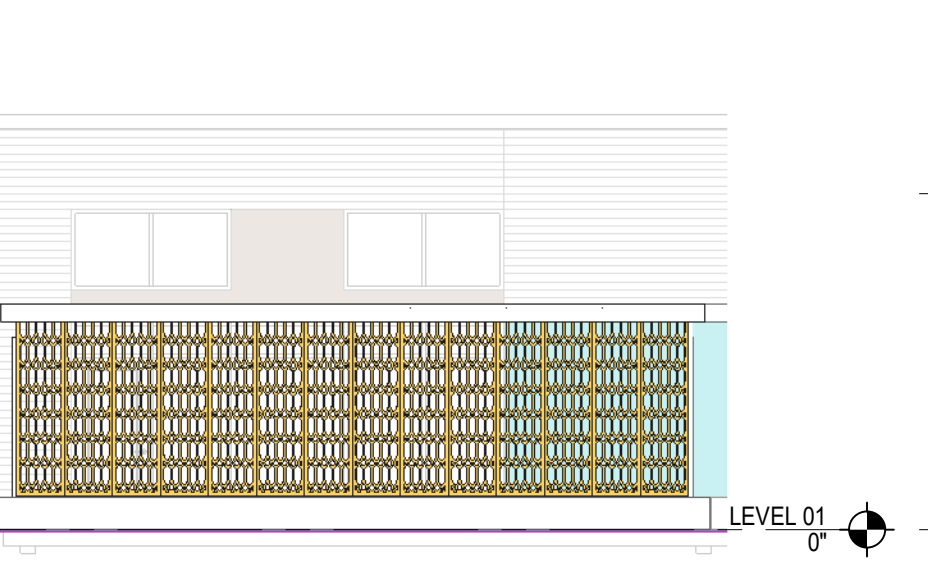
**EXTERIOR ELEVATION - MUSIC BUILDING, SOUTH
ELEVATION Copy 1**

5



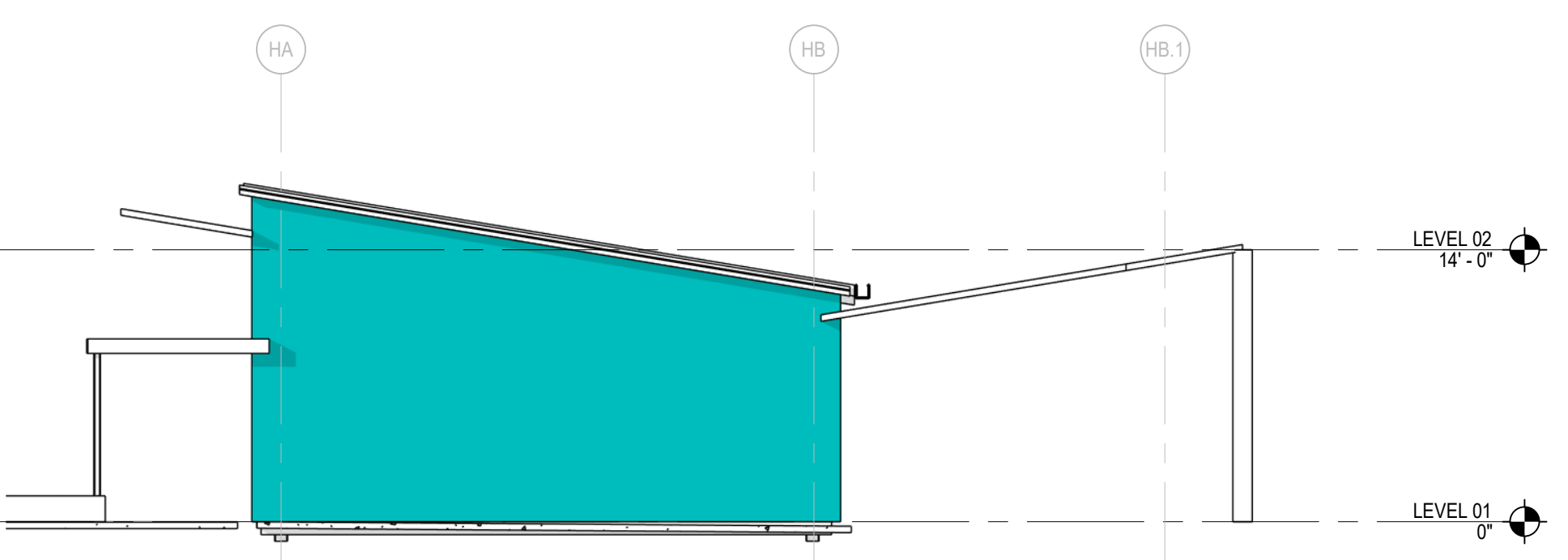
3
FCD
A5.10
Scale: 1/8" = 1'-0"

PANEL ELEVATION



2
FCD
A5.10
Scale: 1/8" = 1'-0"

PANEL ELEVATION

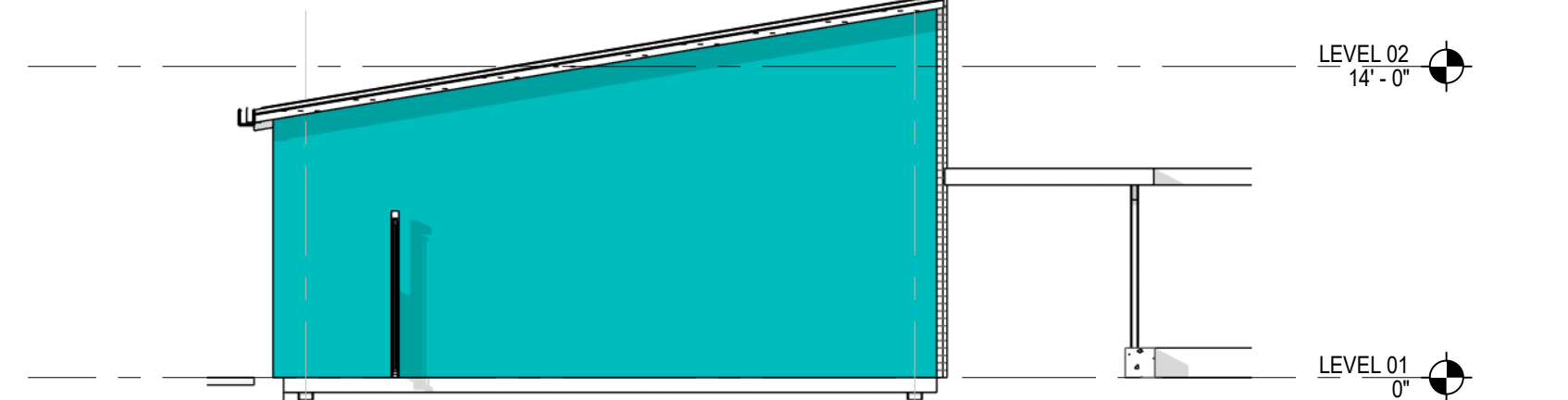


1
FCD
A5.10
Scale: 1/8" = 1'-0"

**EXTERIOR ELEVATION - MUSIC BUILDING WEST
ELEVATION Copy 1**

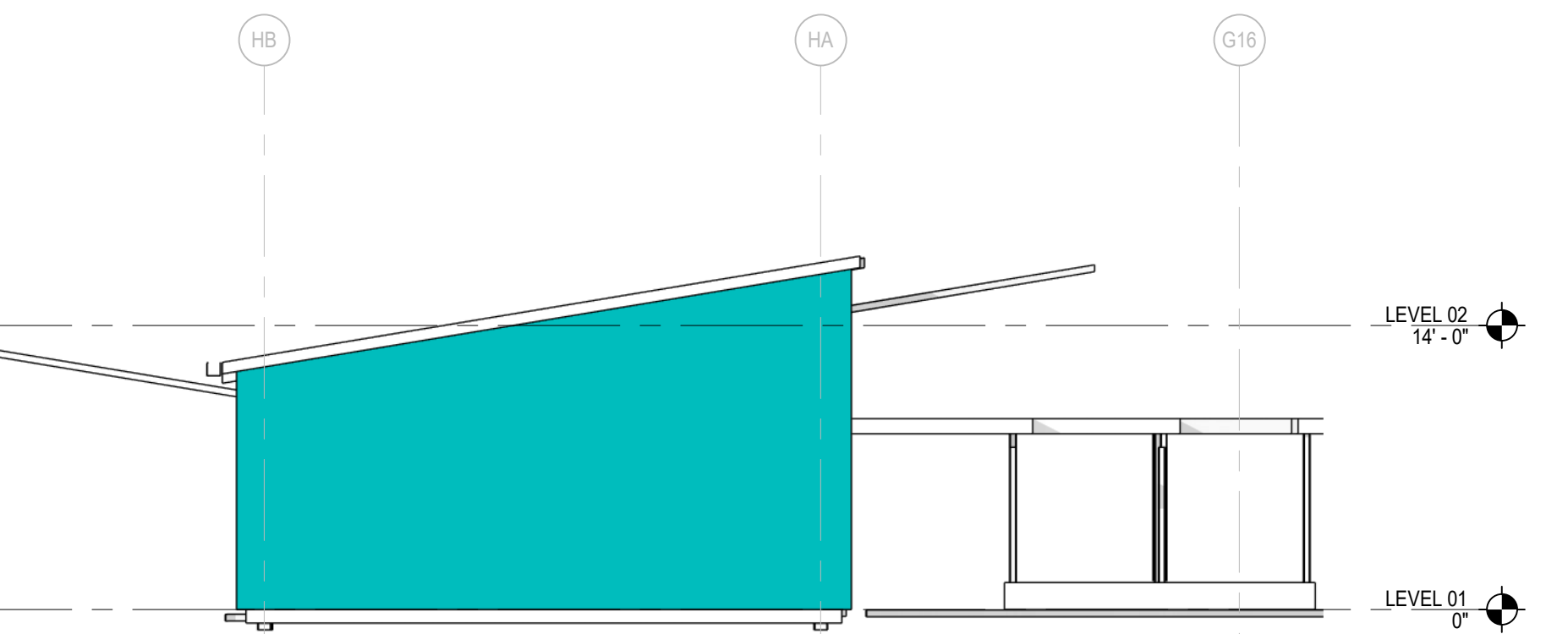
9
FCD
A5.10
Scale: 1/8" = 1'-0"

**EXTERIOR ELEVATION - ARTS BUILDING, EAST
ELEVATION Copy 1**



7
FCD
A5.10
Scale: 1/8" = 1'-0"

**EXTERIOR ELEVATION - ARTS BUILDING, WEST
ELEVATION Copy 1**



5
FCD
A5.10
Scale: 1/8" = 1'-0"

**EXTERIOR ELEVATION - MUSIC BUILDING, EAST
ELEVATION Copy 1**

SHEET NOTES


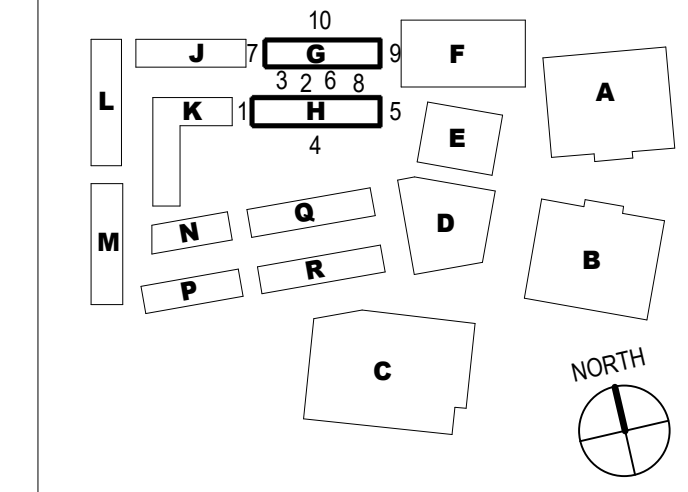
- 1 STANDING SEAM METAL ROOF/WALL SYSTEM
- 2 TRANSLUCENT CANOPY WITH POTENTIAL SOLAR PV SYSTEM
- 3 OCCULUS DORMER
- 4 ALUMINUM FRAMED GLAZING SYSTEM
- 5 ALUMINUM FRAMED WINDOW GLAZING SYSTEM
- 6 HURRICANE RATED LOUVER, COLOR TO MATCH RE: MECHANICAL
- 7 EXPOSED STRUCTURAL STEEL FRAMING MEMBERS, HIGH PERFORMANCE PAINT FINISH
- 8 EXPOSED STRUCTURAL STEEL COLUMNS WITH CAST IN PLACE CONCRETE BASE, HIGH PERFORMANCE PAINT FINISH ON STEEL COLUMNS
- 9 CAST IN PLACE CONCRETE STAIRS
- 10 2"x2" ALUMINUM GUARDRAIL WITH ALUMINUM MESH INFILL - MESH INSTALLED ANGULAR
- 11 CUSTOM PATTERNED PERFORATED METAL PANEL BRIS SOLEIL SHADE SCREEN ON STEEL SUBSTRUCTURE
- 12 PRE-FINISHED METAL PARAPET CAP
- 13 FROSTED GLASS (40% TRANSLUCENT)
- 14 2'-0" HORIZONTAL SUN SHADE
- 15 18" TALL ALUMINUM LETTERS
- 16 OPERABLE GLAZING WALL SYSTEM
- 17 FRAMED SHADE CANOPY
- 18 FENCE & GATE PER LANDSCAPE
- 19 CUSTOM PATTERNED PERFORATED METAL PANEL CANOPY ON STEEL SUBSTRUCTURE
- 20 UNPC PERFORATED CLADDING PANEL (PATTERN A)
- 21 UNPC PERFORATED CLADDING PANEL (PATTERN B)
- 22 DUCTWORK, PIPING, & EQUIPMENT PER MECH
- 23 MONUMENT SIGN - 36" HIGH EXTRUDED ALUMINUM LETTERS

EXTERIOR FINISH MATERIALS

NOTE: REFER TO WALL ASSEMBLIES ON SHEET A8.0

- ROOF**
- STANDING SEAM METAL ROOF
 - BASIS OF DESIGN FINISH: CARDINAL RED
- EXTERIOR PAINT**
- EP1: HIGH PERFORMANCE PAINT, COLOR TO MATCH SHERWIN WILLIAMS: xxxxx (ALL EXPOSED STRUCTURAL STEEL FRAMING)
- EXTERIOR STAIRS**
- 8" CAST IN PLACE CONCRETE WITH ALUMINUM GAURDRAIL
- GLAZING**
- CLEAR TEMPERED INSULATED GLAZING UNITS
 - FROSTED TEMPERED INSULATED GLAZING UNITS (40% TRANSLUCENT)
- COLOR & TEXTURE LEGEND**
COMPOSITE WALL PANEL CLADDING SYSTEM
- CWP-1: HORIZONTAL PATTERN / FIELD COLOR 1
 - CWP-2: VERTICAL PATTERN / FIELD COLOR 2
 - CWP-3: SOLID ACCENT COLOR 3
 - CWP-4: SOLID ACCENT COLOR 4

KEY PLAN



NOT FOR CONSTRUCTION

Structural Engineers
Thornton Thomasetti
80 SW 8th Street, Suite 2160
Miami, FL 33130
796-491-7660
MEP Engineers
TLC Engineering
5757 Waterford District Drive
Suite 400
Miami, FL 33126
305-268-6553

Civil & Landscape
Landscape
1221 Brickell Avenue,
Suite 1800
Miami, FL 33131
786-264-7200
Food Service
RealFood Hospitality,
Strategy & Design
63 Chabot Street
Newport, MA 02458
617-876-2100

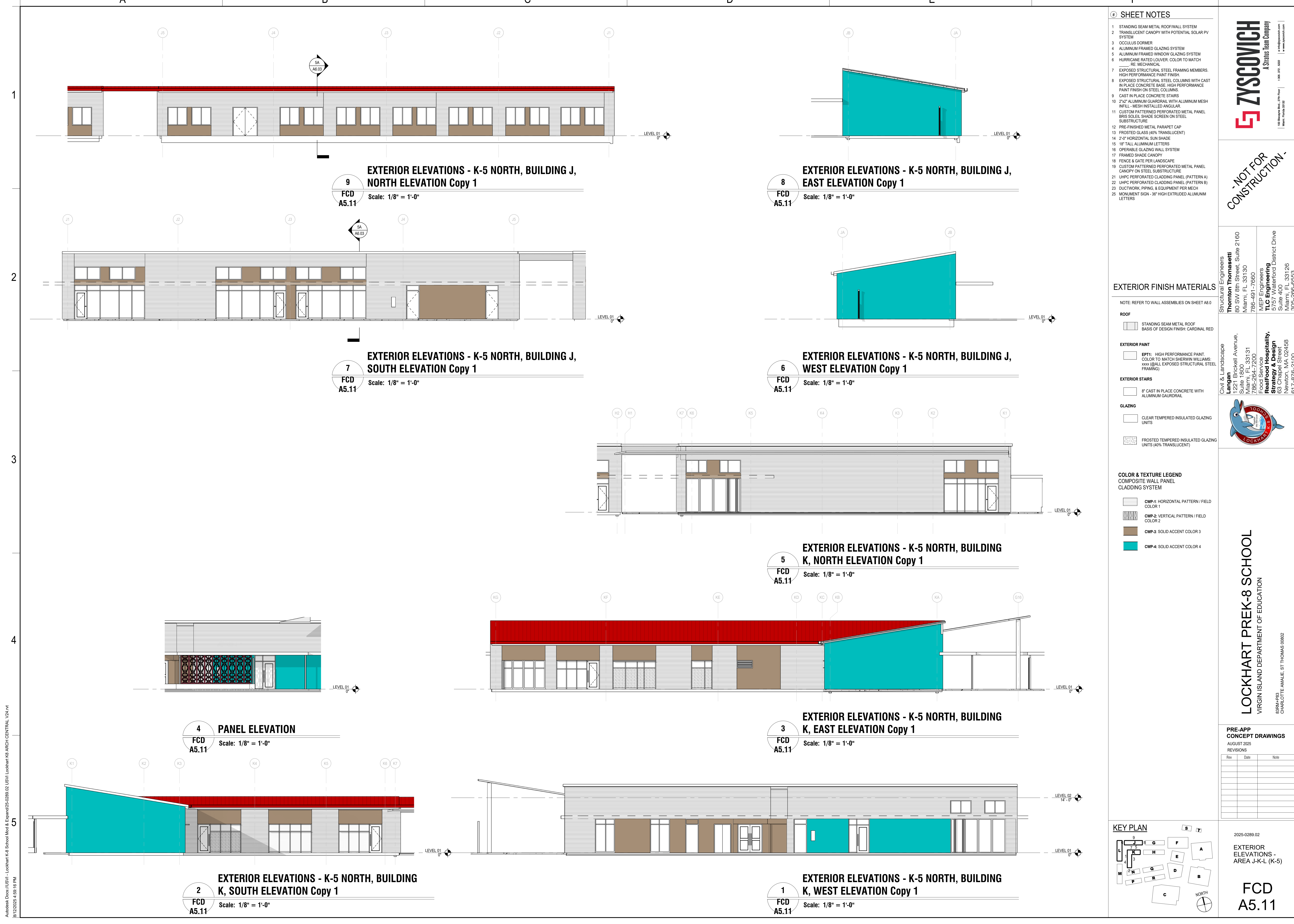


LOCKHART PREK-8 SCHOOL
VIRGIN ISLAND DEPARTMENT OF EDUCATION
8381RFB3
CHARLOTTE AVENUE, ST THOMAS 00802

PRE-APP CONCEPT DRAWINGS
AUGUST 2025
REVISIONS

| Rev | Date | Note |
|-----|------|------|
| | | |
| | | |
| | | |
| | | |

2025-0289.02
EXTERIOR ELEVATIONS - AREA G-H (ART-MUSIC)
FCD A5.10



SHEET NOTES

- 1 STANDING SEAM METAL ROOF/WALL SYSTEM
- 2 TRANSLUCENT CANOPY WITH POTENTIAL SOLAR PV SYSTEM
- 3 OCCULUS DORMER
- 4 ALUMINUM FRAMED GLAZING SYSTEM
- 5 ALUMINUM FRAMED WINDOW GLAZING SYSTEM
- 6 HURRICANE RATED LOUVER, COLOR TO MATCH RE MECHANICAL
- 7 EXPOSED STRUCTURAL STEEL FRAMING MEMBERS, HIGH PERFORMANCE PAINT FINISH
- 8 EXPOSED STRUCTURAL STEEL COLUMNS WITH CAST IN PLACE CONCRETE BASE, HIGH PERFORMANCE PAINT FINISH ON STEEL COLUMNS
- 9 CAST IN PLACE CONCRETE STAIRS
- 10 2"x2" ALUMINUM GUARDRAIL WITH ALUMINUM MESH INFILL - MESH INSTALLED ANGULAR
- 11 CUSTOM PATTERNED PERFORATED METAL PANEL BRIS SOLEIL SHADE SCREEN ON STEEL SUBSTRUCTURE
- 12 PRE-FINISHED METAL PARAPET CAP
- 13 FROSTED GLASS (40% TRANSLUCENT)
- 14 2"Ø HORIZONTAL SUN SHADE
- 15 18" TALL ALUMINUM LETTERS
- 16 OPERABLE GLAZING WALL SYSTEM
- 17 FRAMED SHADE CANOPY
- 18 FENCE & GATE PER LANDSCAPE
- 19 CUSTOM PATTERNED PERFORATED METAL PANEL CANOPY ON STEEL SUBSTRUCTURE
- 20 UHPC PERFORATED CLADDING PANEL (PATTERN A)
- 21 UHPC PERFORATED CLADDING PANEL (PATTERN B)
- 22 DUCTWORK, PIPING, & EQUIPMENT PER MECH
- 23 MONUMENT SIGN - 36" HIGH EXTRUDED ALUMINUM LETTERS

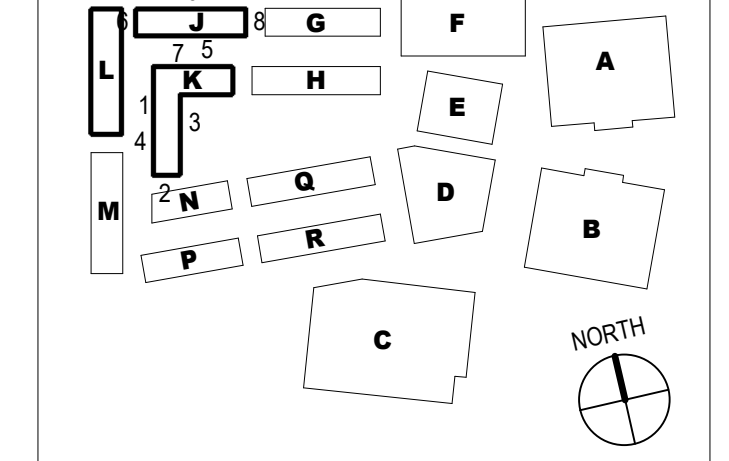
EXTERIOR FINISH MATERIALS

- NOTE: REFER TO WALL ASSEMBLIES ON SHEET A8.0
- ROOF**
- STANDING SEAM METAL ROOF BASIS OF DESIGN FINISH: CARDINAL RED
- EXTERIOR PAINT**
- EPT1: HIGH PERFORMANCE PAINT. COLOR TO MATCH SHERWIN WILLIAMS: xxxxx (ALL EXPOSED STRUCTURAL STEEL FRAMING)
- EXTERIOR STAIRS**
- 8" CAST IN PLACE CONCRETE WITH ALUMINUM GAURDRAIL
- GLAZING**
- CLEAR TEMPERED INSULATED GLAZING UNITS
 - FROSTED TEMPERED INSULATED GLAZING UNITS (40% TRANSLUCENT)

COLOR & TEXTURE LEGEND
COMPOSITE WALL PANEL CLADDING SYSTEM

- CWP-1: HORIZONTAL PATTERN / FIELD COLOR 1
- CWP-2: VERTICAL PATTERN / FIELD COLOR 2
- CWP-3: SOLID ACCENT COLOR 3
- CWP-4: SOLID ACCENT COLOR 4

KEY PLAN




ZYSGOVICH
A Stratus Team Company
100 Broward Blvd, 7th Floor
Miami, Florida 33132
1-888-271-2025
www.zysgovich.com

NOT FOR CONSTRUCTION

Structural Engineers
Thornton Tomasetti
80 SW 8th Street, Suite 2160
Miami, FL 33130
796-491-7660
MEP Engineers
TLC Engineering
5757 Waterford District Drive
Suite 400
Miami, FL 33126
305-268-8553

Civil & Landscape
Langan
1221 Brickell Avenue,
Suite 1800
Miami, FL 33131
786-264-7200
Food Service
RealFood Hospitality,
Strategy & Design
63 Chappel Street
Newport, MA 02458
617-876-2100



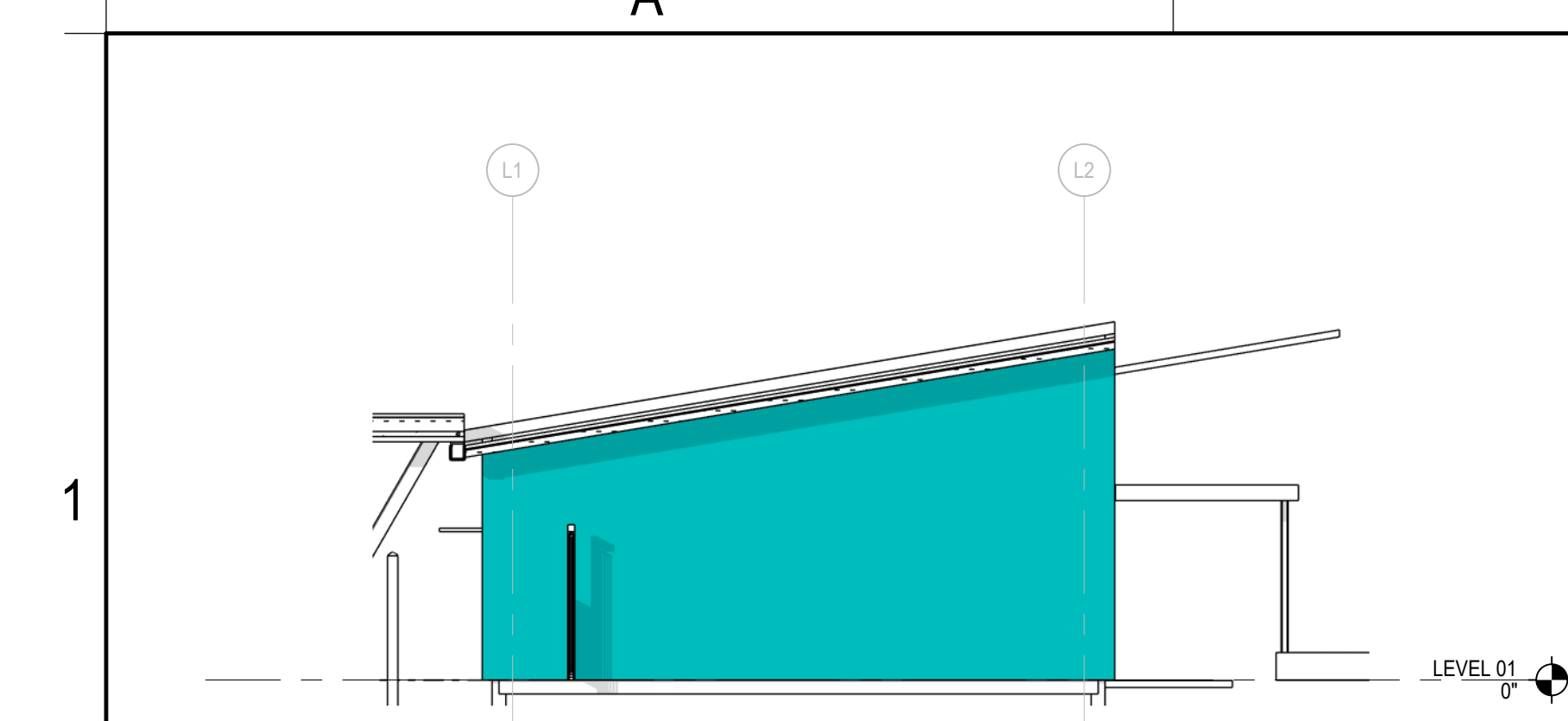
LOCKHART PRE-K-8 SCHOOL
VIRGIN ISLAND DEPARTMENT OF EDUCATION
8394PF03
CHARLOTTE AVENUE, ST THOMAS 00802

PRE-APP CONCEPT DRAWINGS
AUGUST 2025
REVISIONS

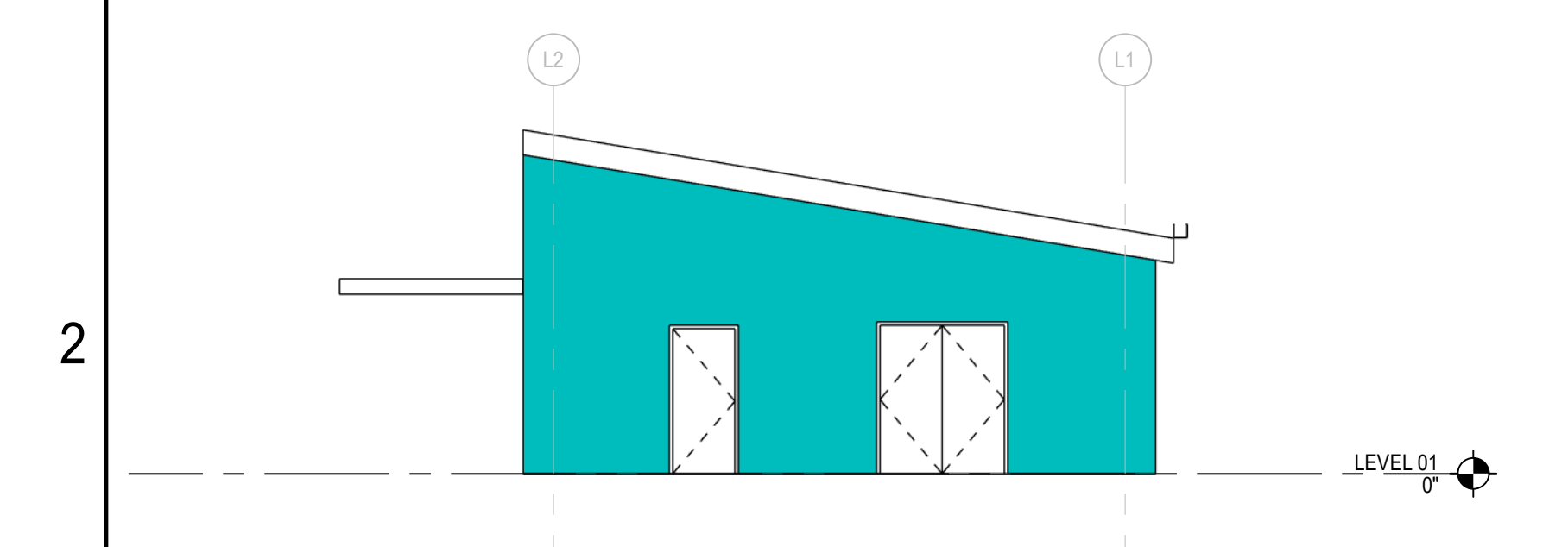
| Rev | Date | Note |
|-----|------|------|
| | | |
| | | |
| | | |
| | | |

2025-0289.02
EXTERIOR ELEVATIONS - AREA J-K-L (K-5)
FCD A5.11

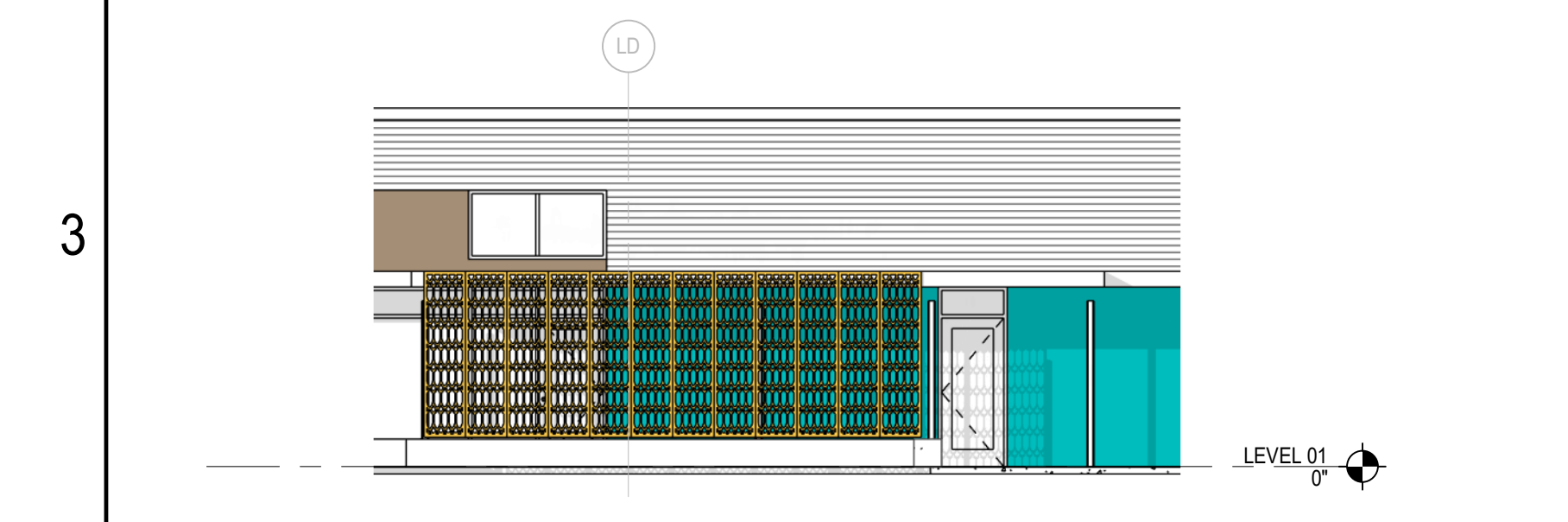
Autodesk Docs://USVI - Lockhart K-8 School Mod & Expansion/25-0289.02_USVI_Lockhart K8 ARCH CENTRAL V241.rvt
8/2/2025 4:59:16 PM



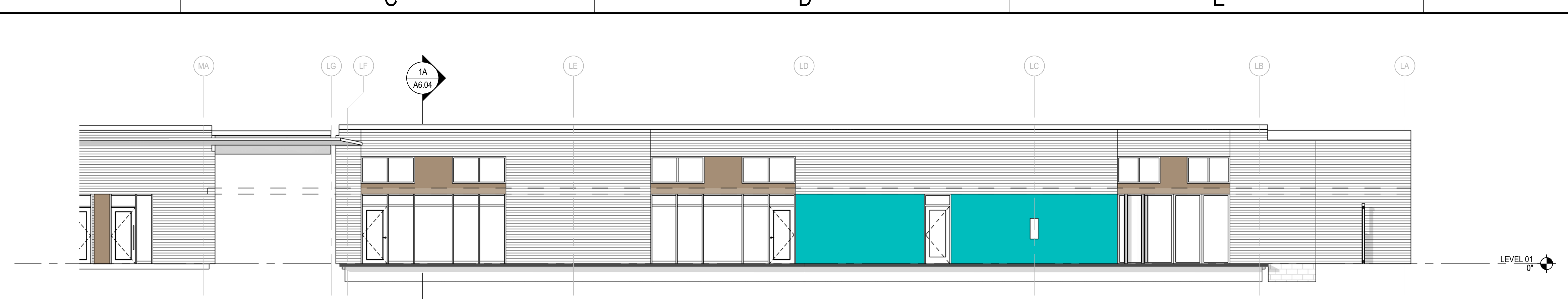
5
EXTERIOR ELEVATIONS - K-5 NORTH, BUILDING L, SOUTH ELEVATION Copy 1
 FCD A5.12 Scale: 1/8" = 1'-0"



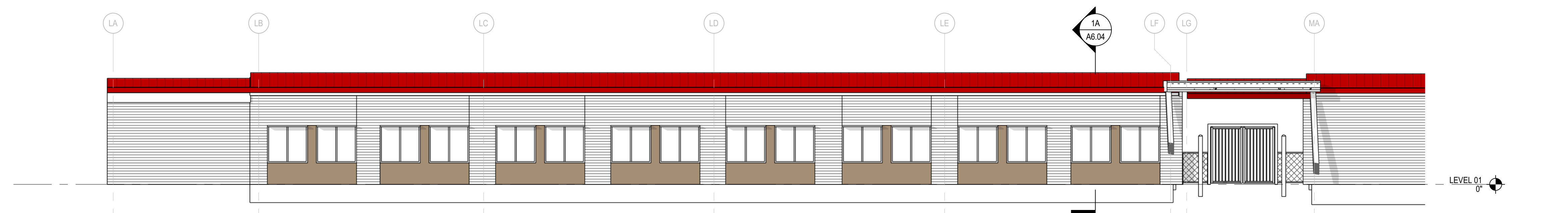
3
EXTERIOR ELEVATIONS - K-5 NORTH, BUILDING L, NORTH ELEVATION Copy 1
 FCD A5.12 Scale: 1/8" = 1'-0"



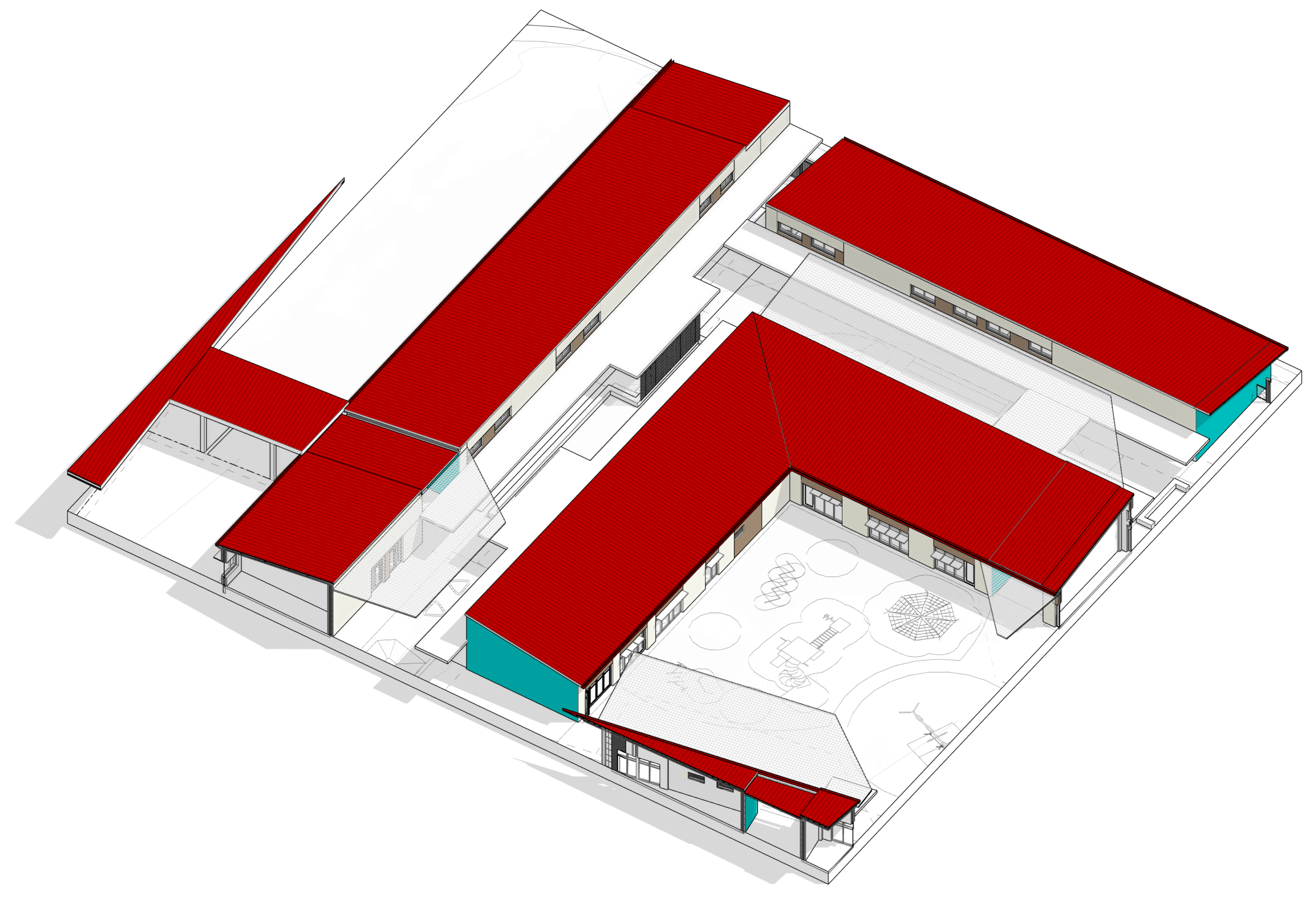
1
PANEL ELEVATION
 FCD A5.12 Scale: 1/8" = 1'-0"



4
EXTERIOR ELEVATIONS - K-5 NORTH, BUILDING L, EAST ELEVATION Copy 1
 FCD A5.12 Scale: 1/8" = 1'-0"



2
EXTERIOR ELEVATIONS - K-5 NORTH, BUILDING L, WEST ELEVATION Copy 1
 FCD A5.12 Scale: 1/8" = 1'-0"



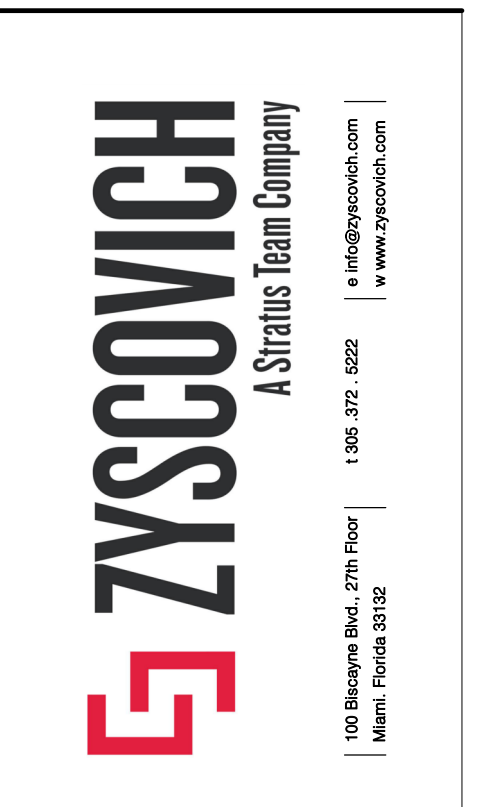
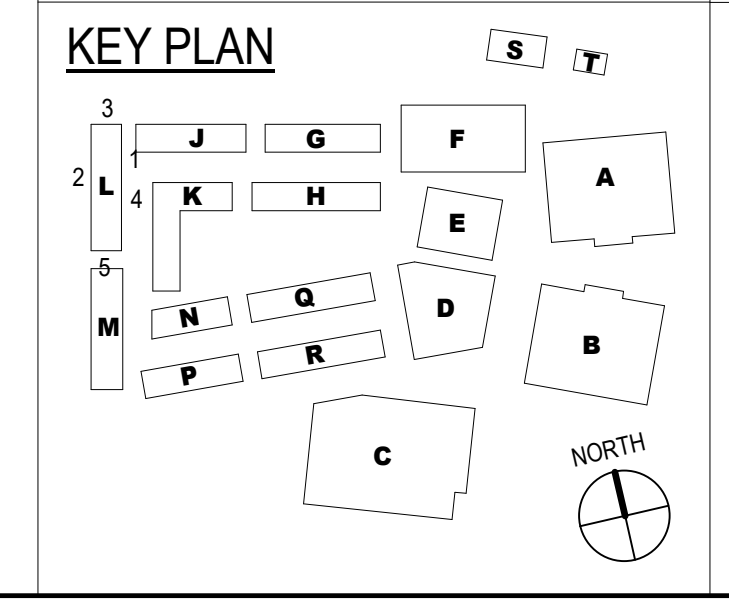
- SHEET NOTES**
- STANDING SEAM METAL ROOF/WALL SYSTEM
 - TRANSLUCENT CANOPY WITH POTENTIAL SOLAR PV SYSTEM
 - OCCULUS DORMER
 - ALUMINUM FRAMED GLAZING SYSTEM
 - ALUMINUM FRAMED WINDOW GLAZING SYSTEM
 - HURRICANE RATED LOUVER, COLOR TO MATCH RE MECHANICAL
 - EXPOSED STRUCTURAL STEEL FRAMING MEMBERS, HIGH PERFORMANCE PAINT FINISH
 - EXPOSED STRUCTURAL STEEL COLUMNS WITH CAST IN PLACE CONCRETE BASE, HIGH PERFORMANCE PAINT FINISH ON STEEL COLUMNS
 - CAST IN PLACE CONCRETE STAIRS
 - 2"x2" ALUMINUM GUARDRAIL WITH ALUMINUM MESH INFILL - MESH INSTALLED ANGULAR
 - CUSTOM PATTERNED PERFORATED METAL PANEL BRIS SOLEIL SHADE SCREEN ON STEEL SUBSTRUCTURE
 - PRE-FINISHED METAL PARAPET CAP
 - FROSTED GLASS (40% TRANSLUCENT)
 - 2'-0" HORIZONTAL SUN SHADE
 - 18" TALL ALUMINUM LETTERS
 - OPERABLE GLAZING WALL SYSTEM
 - FRAMED SHADE CANOPY
 - FENCE & GATE PER LANDSCAPE
 - CUSTOM PATTERNED PERFORATED METAL PANEL CANOPY ON STEEL SUBSTRUCTURE
 - UHPF PERFORATED CLADDING PANEL (PATTERN A)
 - UHPF PERFORATED CLADDING PANEL (PATTERN B)
 - DUCTWORK, PIPING, & EQUIPMENT PER MECH
 - MONUMENT SIGN - 36" HIGH EXTRUDED ALUMINUM LETTERS

EXTERIOR FINISH MATERIALS

- NOTE: REFER TO WALL ASSEMBLIES ON SHEET A8.0
- ROOF**
- STANDING SEAM METAL ROOF BASIS OF DESIGN FINISH: CARDINAL RED
- EXTERIOR PAINT**
- EPT-1: HIGH PERFORMANCE PAINT, COLOR TO MATCH SHERWIN WILLIAMS: xxxxx @ ALL EXPOSED STRUCTURAL STEEL FRAMING
- EXTERIOR STAIRS**
- 8" CAST IN PLACE CONCRETE WITH ALUMINUM GUARDRAIL
- GLAZING**
- CLEAR TEMPERED INSULATED GLAZING UNITS
 - FROSTED TEMPERED INSULATED GLAZING UNITS (40% TRANSLUCENT)

COLOR & TEXTURE LEGEND

- COMPOSITE WALL PANEL CLADDING SYSTEM**
- CWP-1: HORIZONTAL PATTERN / FIELD COLOR 1
 - CWP-2: VERTICAL PATTERN / FIELD COLOR 2
 - CWP-3: SOLID ACCENT COLOR 3
 - CWP-4: SOLID ACCENT COLOR 4



NOT FOR CONSTRUCTION

Structural Engineers
Thornton Tomasetti
 80 SW 8th Street, Suite 2160
 Miami, FL 33130
 MEP Engineers
TLC Engineering
 5757 Waterford District Drive
 Suite 400
 Miami, FL 33126
 305-268-8553

Civil & Landscape
Langston
 1221 Brickell Avenue,
 Suite 1800
 Miami, FL 33131
 786-491-7660
 Food Service
RealFood Hospitality, Strategy & Design
 63 Chapel Street
 Newcity, MA 02458
 617-876-2100



LOCKHART PREK-8 SCHOOL
 VIRGIN ISLAND DEPARTMENT OF EDUCATION
 831RM-P83
 CHARLOTTE AVENUE, ST THOMAS 08802

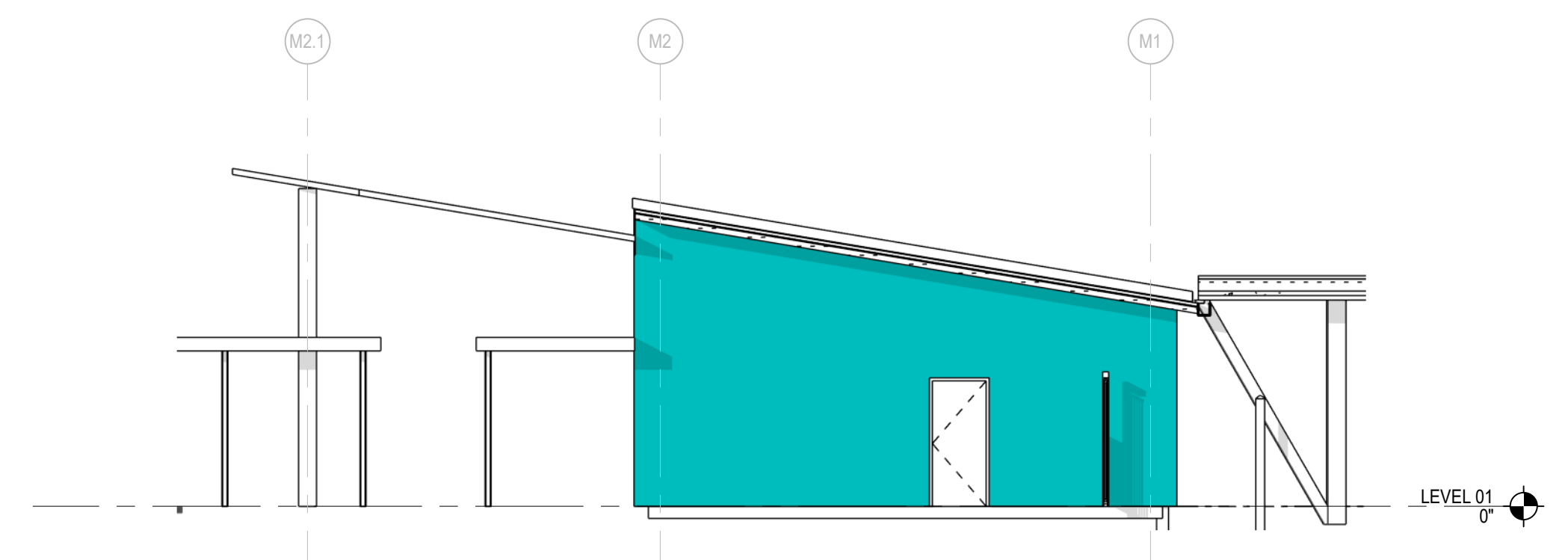
PRE-APP CONCEPT DRAWINGS
 AUGUST 2025

REVISIONS

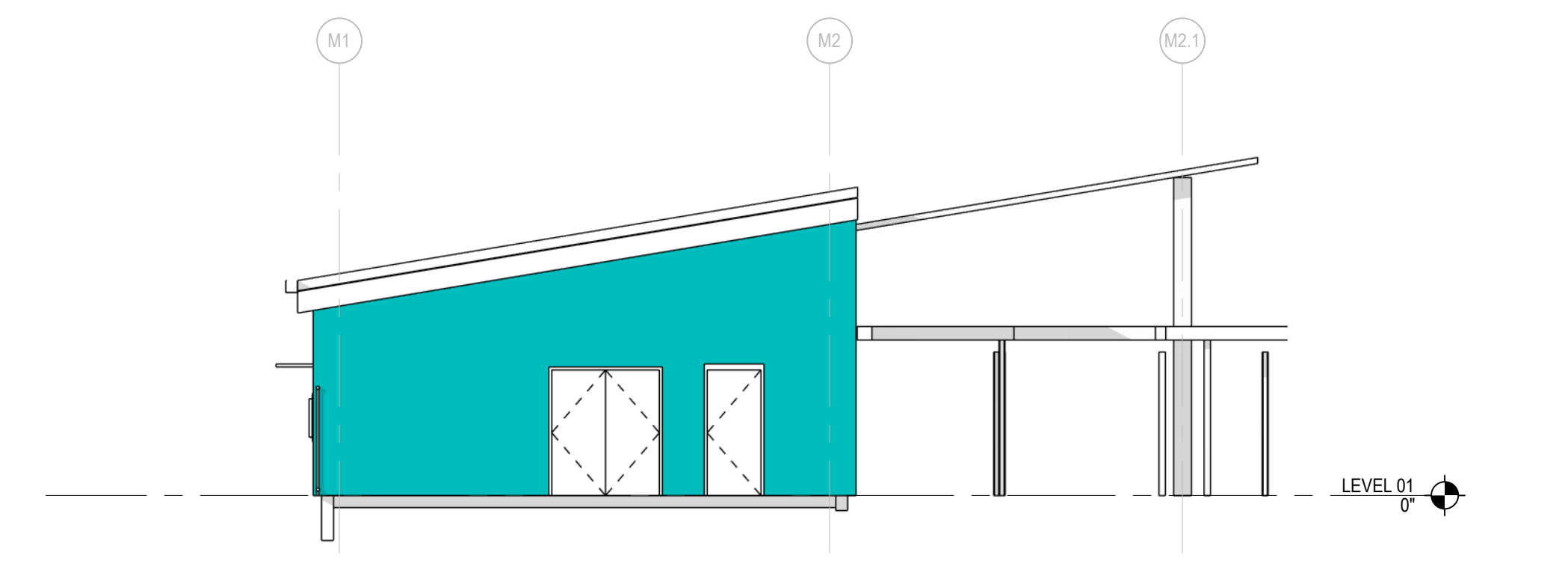
| Rev | Date | Note |
|-----|------|------|
| | | |
| | | |
| | | |
| | | |
| | | |
| | | |
| | | |
| | | |
| | | |
| | | |

2025-0289.02
 EXTERIOR ELEVATIONS - AREA J-K-L (K-5)
 FCD A5.12

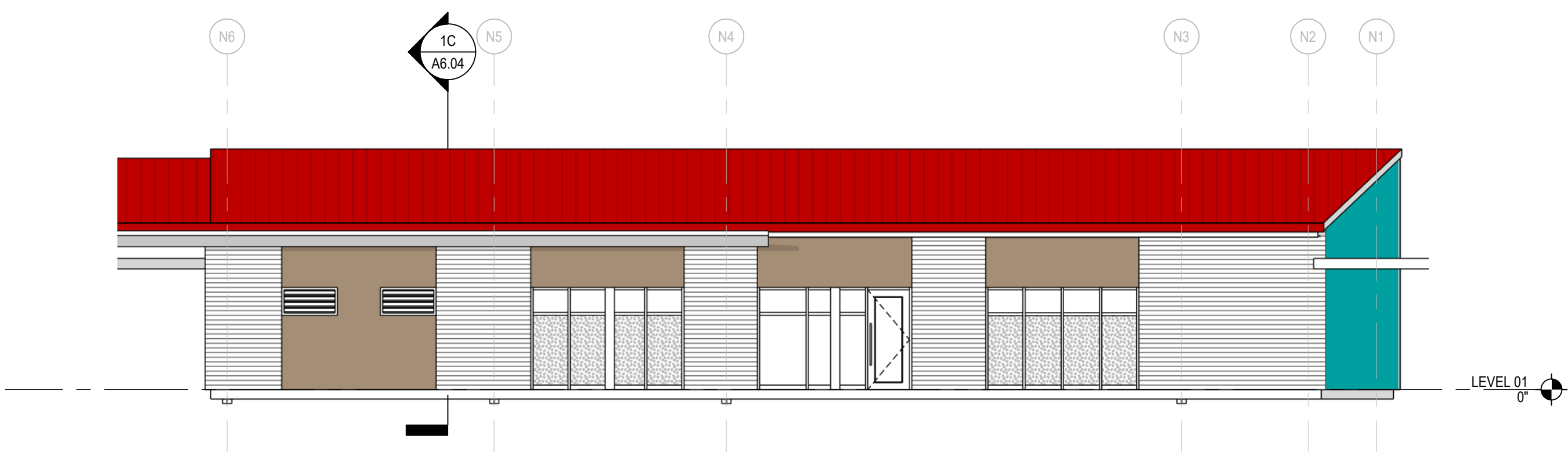
1
2
3
4
5



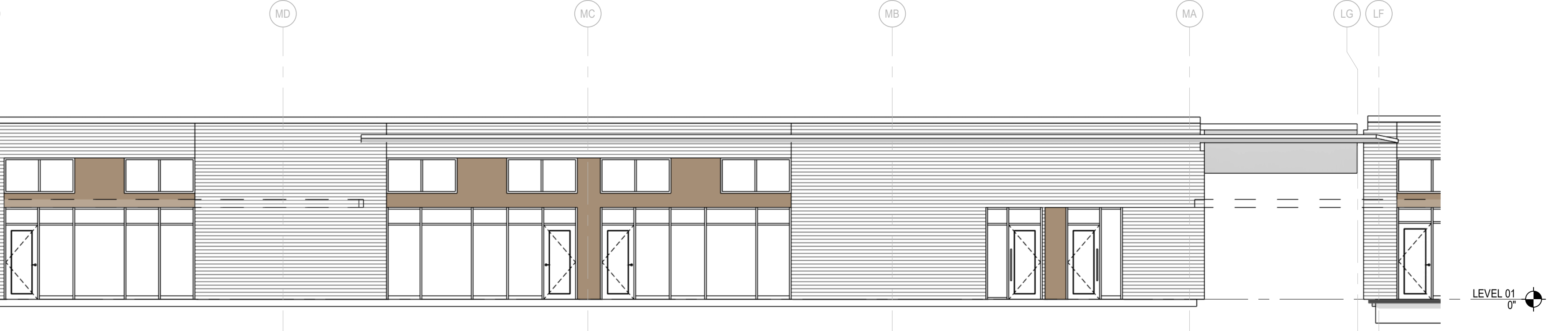
9
EXTERIOR ELEVATIONS - K-5 SOUTH, BUILDING M, NORTH ELEVATION Copy 1
 FCD A5.13 Scale: 1/8" = 1'-0"



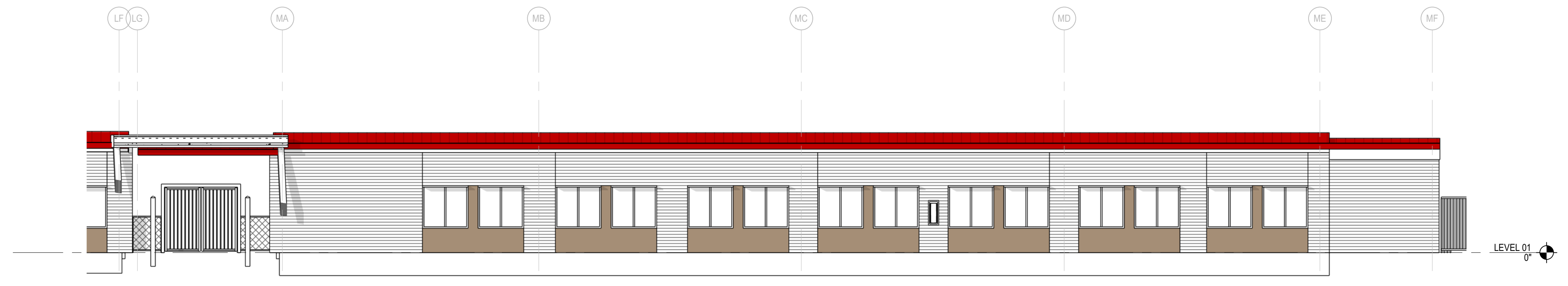
7
EXTERIOR ELEVATIONS - K-5 SOUTH, BUILDING M, SOUTH ELEVATION Copy 1
 FCD A5.13 Scale: 1/8" = 1'-0"



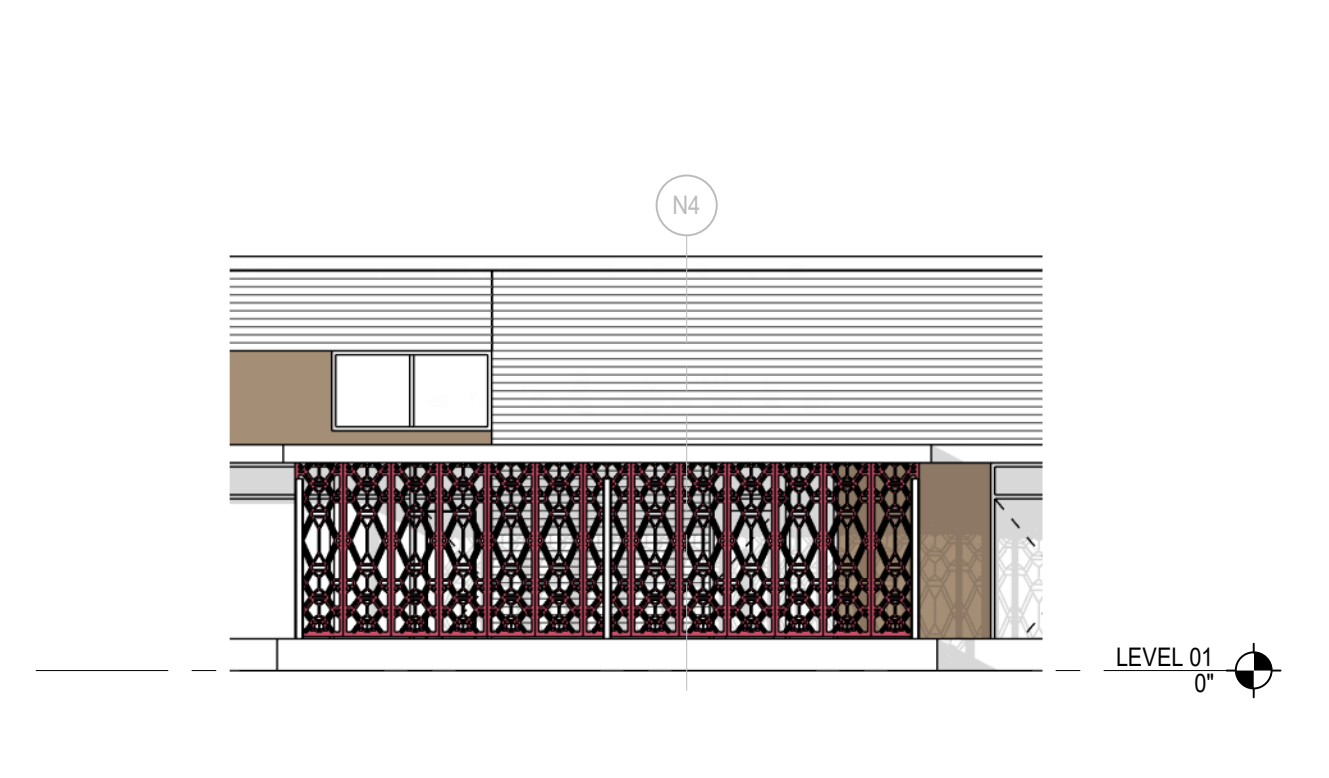
5
EXTERIOR ELEVATIONS - K-5 SOUTH, BUILDING N, NORTH ELEVATION Copy 1
 FCD A5.13 Scale: 1/8" = 1'-0"



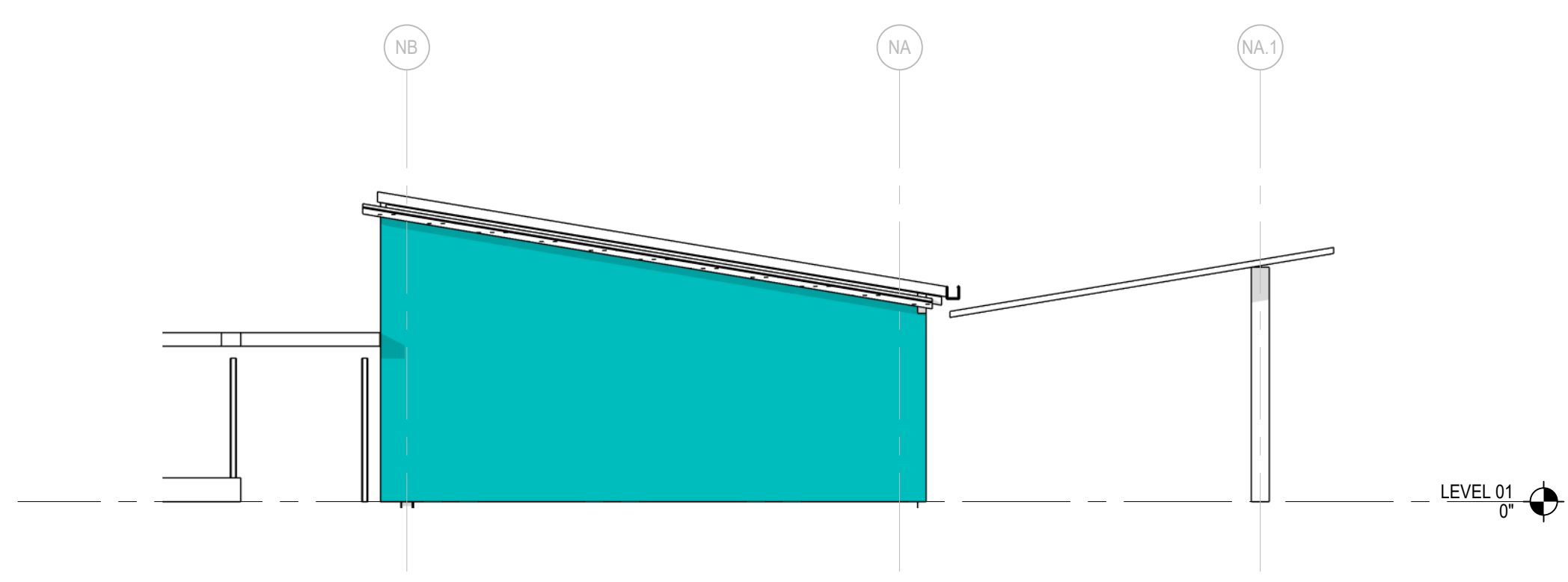
8
EXTERIOR ELEVATIONS - K-5 SOUTH, BUILDING M, EAST ELEVATION Copy 1
 FCD A5.13 Scale: 1/8" = 1'-0"



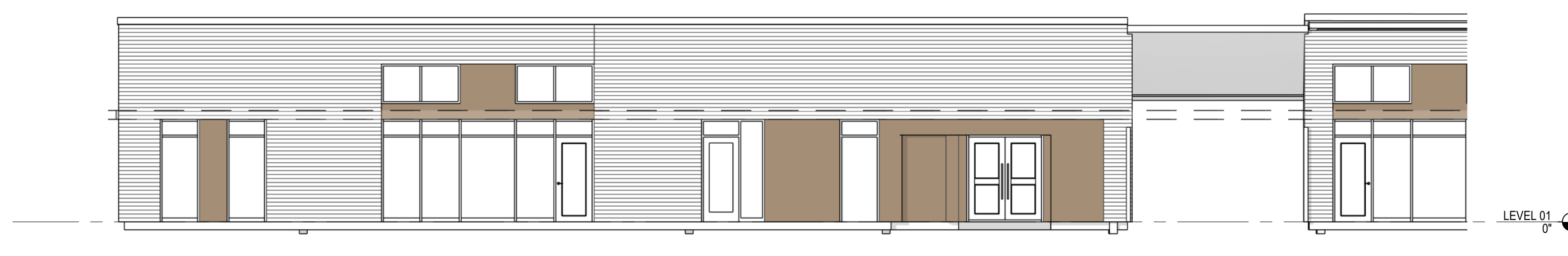
6
EXTERIOR ELEVATIONS - K-5 SOUTH, BUILDING M, WEST ELEVATION Copy 1
 FCD A5.13 Scale: 1/8" = 1'-0"



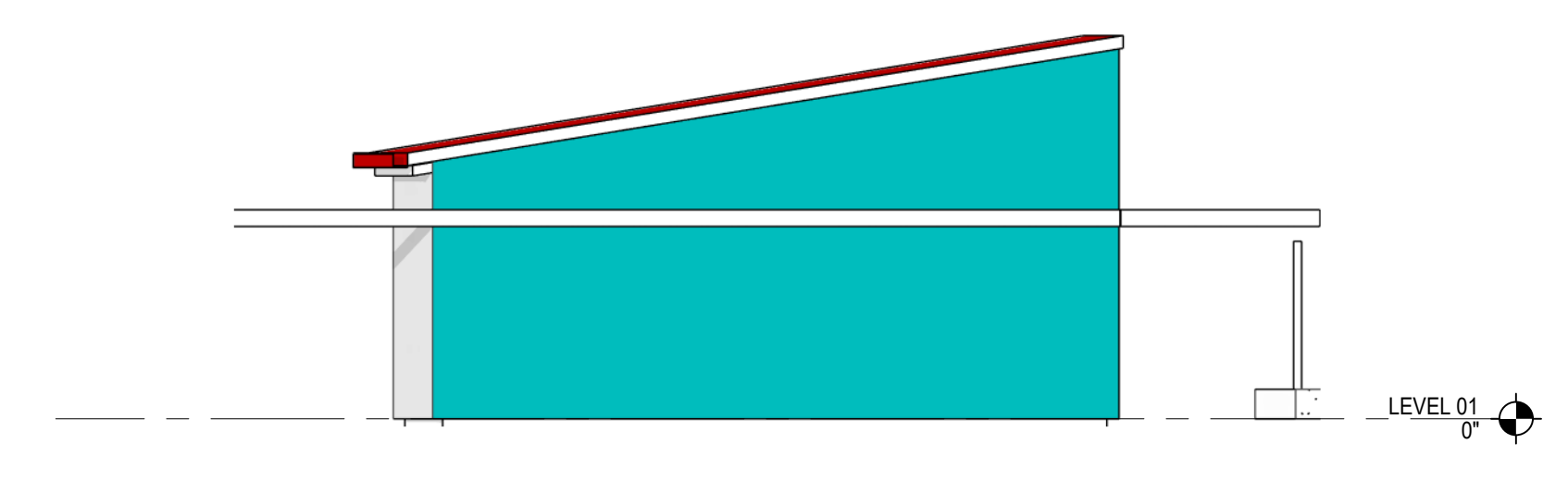
4
PANEL ELEVATION
 FCD A5.13 Scale: 1/8" = 1'-0"



3
EXTERIOR ELEVATIONS - K-5 SOUTH, BUILDING N, EAST ELEVATION Copy 1
 FCD A5.13 Scale: 1/8" = 1'-0"



2
EXTERIOR ELEVATIONS - K-5 SOUTH, BUILDING N, SOUTH ELEVATION Copy 1
 FCD A5.13 Scale: 1/8" = 1'-0"



1
EXTERIOR ELEVATIONS - K-5 SOUTH, BUILDING N, WEST ELEVATION Copy 1
 FCD A5.13 Scale: 1/8" = 1'-0"

SHEET NOTES

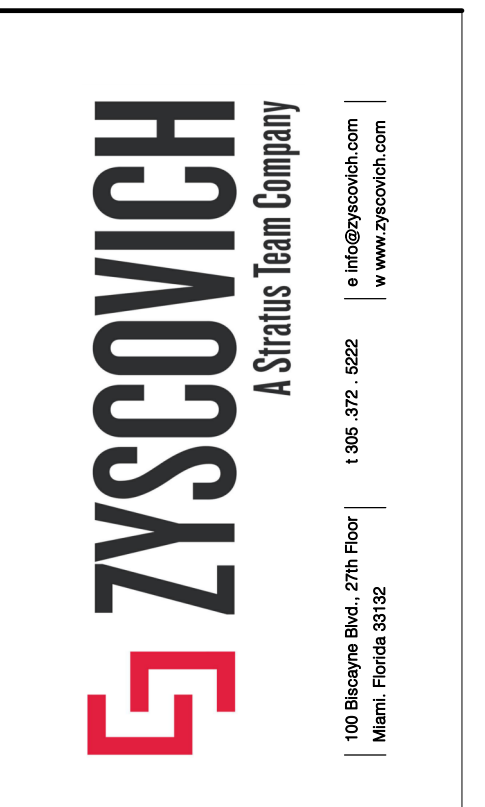
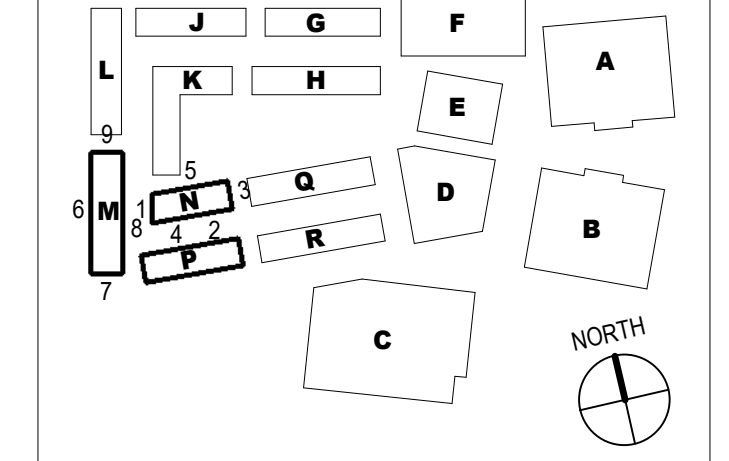
- 1 STANDING SEAM METAL ROOF/WALL SYSTEM
- 2 TRANSLUCENT CANOPY WITH POTENTIAL SOLAR PV SYSTEM
- 3 OCCULUS DORMER
- 4 ALUMINUM FRAMED GLAZING SYSTEM
- 5 ALUMINUM FRAMED WINDOW GLAZING SYSTEM
- 6 HURRICANE RATED LOUVER, COLOR TO MATCH RE MECHANICAL
- 7 EXPOSED STRUCTURAL STEEL FRAMING MEMBERS, HIGH PERFORMANCE PAINT FINISH
- 8 EXPOSED STRUCTURAL STEEL COLUMNS WITH CAST IN PLACE CONCRETE BASE, HIGH PERFORMANCE PAINT FINISH ON STEEL COLUMNS
- 9 CAST IN PLACE CONCRETE STAIRS
- 10 2"x2" ALUMINUM GUARDRAIL WITH ALUMINUM MESH INFILL - MESH INSTALLED ANGULAR
- 11 CUSTOM PATTERNED PERFORATED METAL PANEL BRIS SOLEIL SHADE SCREEN ON STEEL SUBSTRUCTURE
- 12 PRE-FINISHED METAL PARAPET CAP
- 13 FROSTED GLASS (40% TRANSLUCENT)
- 14 2'-0" HORIZONTAL SUN SHADE
- 15 18" TALL ALUMINUM LETTERS
- 16 OPERABLE GLAZING WALL SYSTEM
- 17 FRAMED SHADE CANOPY
- 18 FENCE & GATE PER LANDSCAPE
- 19 CUSTOM PATTERNED PERFORATED METAL PANEL CANOPY ON STEEL SUBSTRUCTURE
- 21 UHPC PERFORATED CLADDING PANEL (PATTERN A)
- 22 UHPC PERFORATED CLADDING PANEL (PATTERN B)
- 23 DUCTWORK, PIPING, & EQUIPMENT PER MECH
- 25 MONUMENT SIGN - 36" HIGH EXTRUDED ALUMINUM LETTERS

EXTERIOR FINISH MATERIALS

NOTE: REFER TO WALL ASSEMBLIES ON SHEET A8.0

- ROOF**
- STANDING SEAM METAL ROOF
 - BASIS OF DESIGN FINISH: CARDINAL RED
- EXTERIOR PAINT**
- EPT-1: HIGH PERFORMANCE PAINT, COLOR TO MATCH SHERWIN WILLIAMS: xxxxx (ALL EXPOSED STRUCTURAL STEEL FRAMING)
- EXTERIOR STAIRS**
- 8" CAST IN PLACE CONCRETE WITH ALUMINUM GUARDRAIL
- GLAZING**
- CLEAR TEMPERED INSULATED GLAZING UNITS
 - FROSTED TEMPERED INSULATED GLAZING UNITS (40% TRANSLUCENT)
- COLOR & TEXTURE LEGEND**
 COMPOSITE WALL PANEL CLADDING SYSTEM
- CWP-1: HORIZONTAL PATTERN / FIELD COLOR 1
 - CWP-2: VERTICAL PATTERN / FIELD COLOR 2
 - CWP-3: SOLID ACCENT COLOR 3
 - CWP-4: SOLID ACCENT COLOR 4

KEY PLAN




NOT FOR CONSTRUCTION

Structural Engineers
Thornton Thomaesett
 80 SW 8th Street, Suite 2160
 Miami, FL 33130
 796-491-7660

Mechanical Engineers
TLC Engineering
 5757 Waterford District Drive
 Suite 400
 Miami, FL 33126
 305-268-8553

Civil & Landscape
Langston
 1221 Brickell Avenue,
 Suite 1800
 Miami, FL 33131
 786-264-7200

Real Food Hospitality, Strategy & Design
 63 Chisabel Street
 Newcan, MA 02458
 617-876-2100



LOCKHART PREK-8 SCHOOL
 VIRGIN ISLAND DEPARTMENT OF EDUCATION
 8394PF33
 CHARLOTTE AVENUE, ST THOMAS 00802

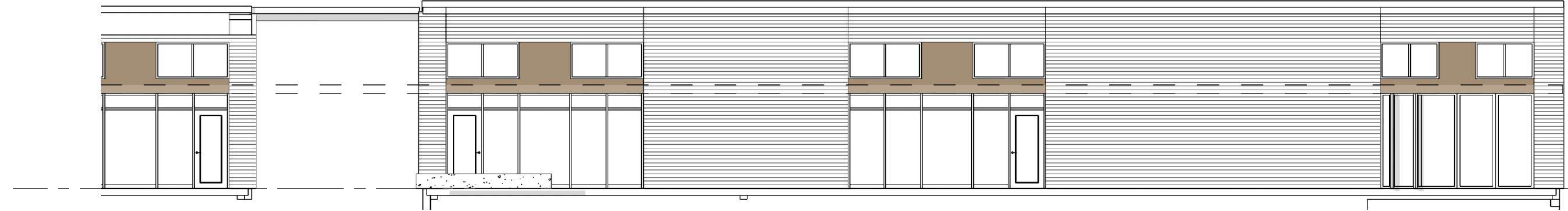
PRE-APP CONCEPT DRAWINGS
 AUGUST 2025

REVISIONS

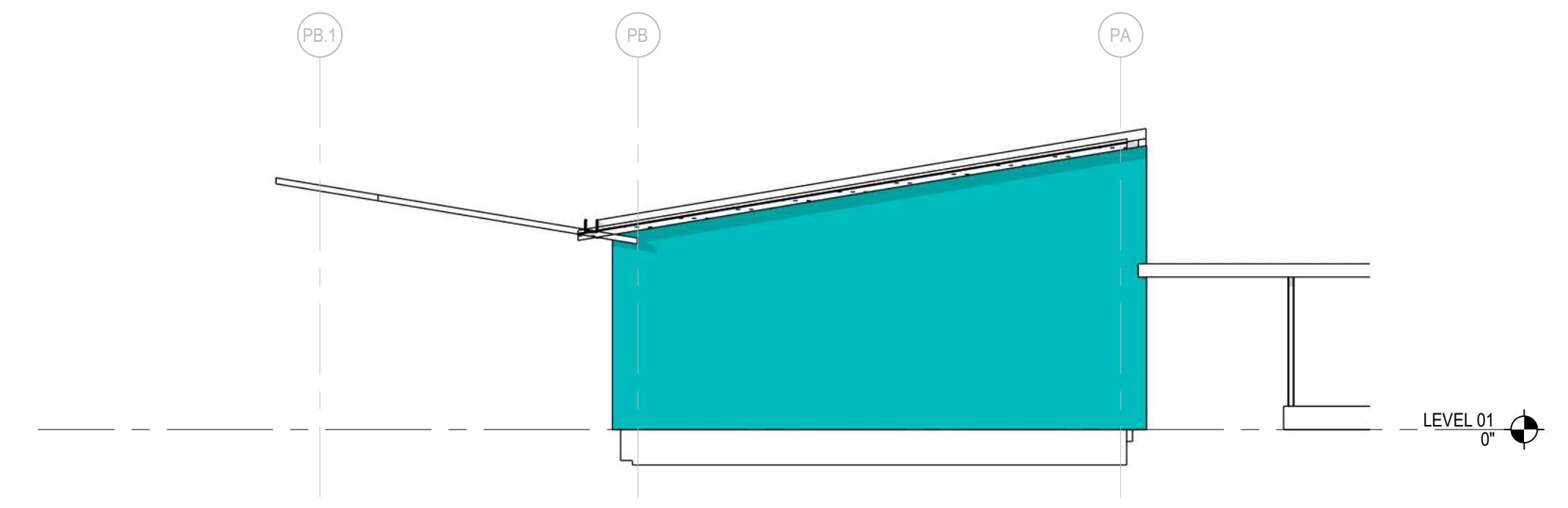
| Rev | Date | Note |
|-----|------|------|
| | | |
| | | |
| | | |
| | | |
| | | |
| | | |
| | | |
| | | |
| | | |
| | | |

2025-0289.02
 EXTERIOR ELEVATIONS - AREA M-N-P (PRE-K)
FCD A5.13

1
2
3
4
5



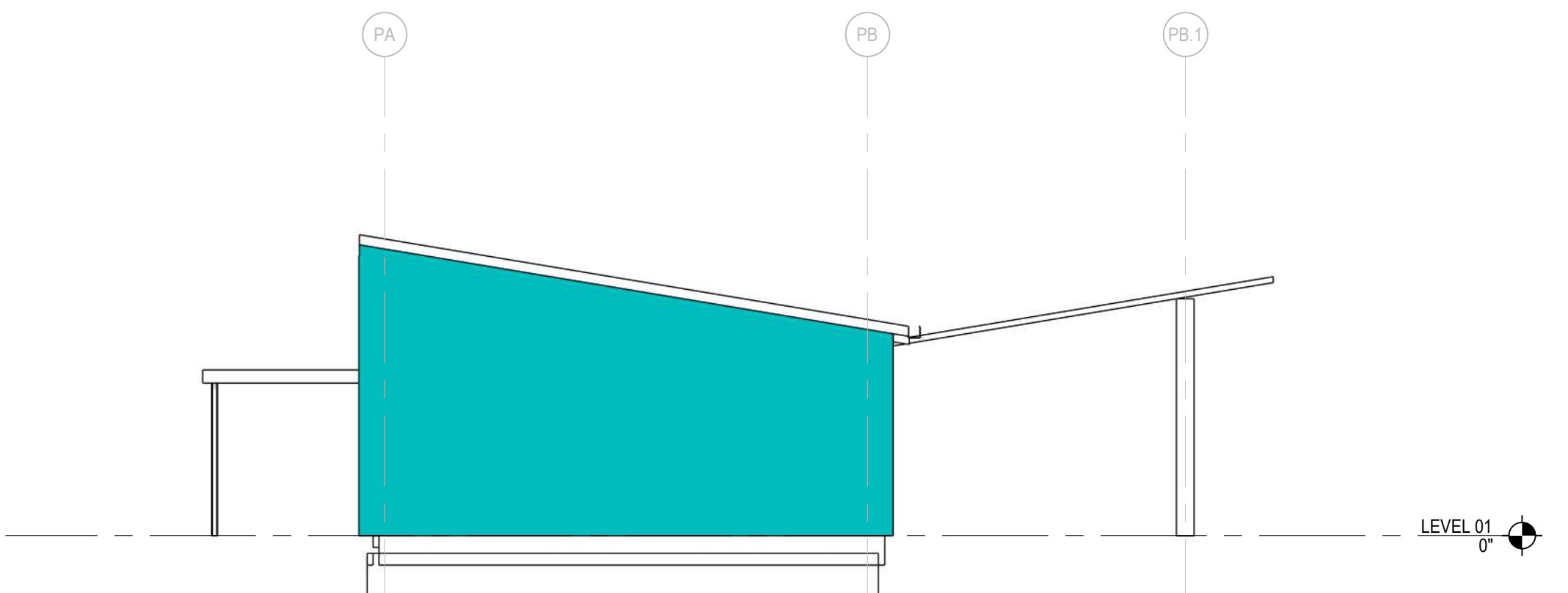
9 EXTERIOR ELEVATIONS - K-5 SOUTH, BUILDING P, NORTH ELEVATION Copy 1
 FCD A5.14 Scale: 1/8" = 1'-0"



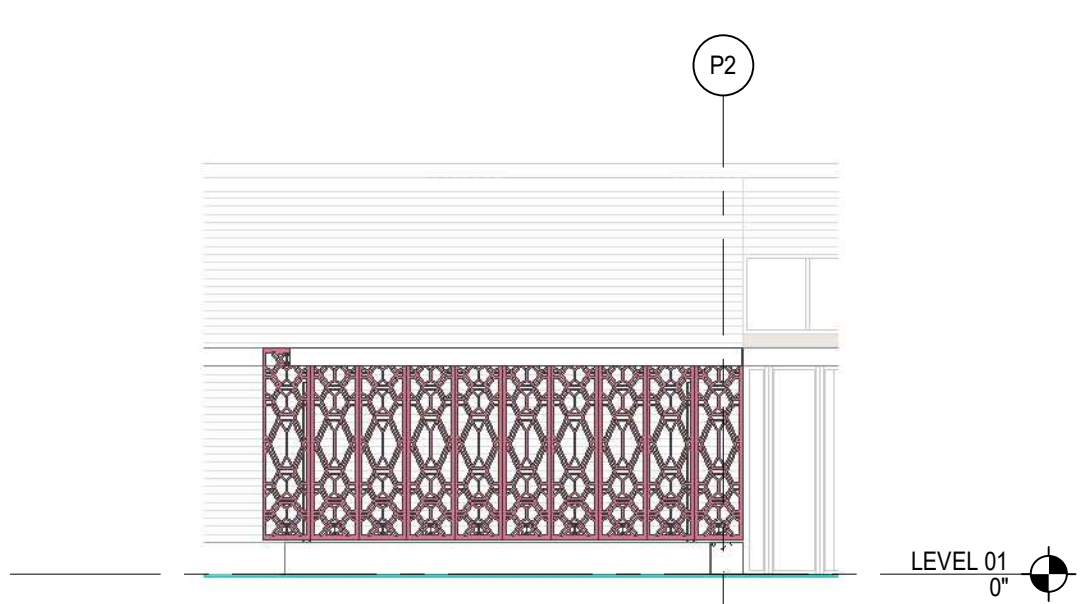
8 EXTERIOR ELEVATIONS - K-5 SOUTH, BUILDING P, EAST ELEVATION Copy 1
 FCD A5.14 Scale: 1/8" = 1'-0"



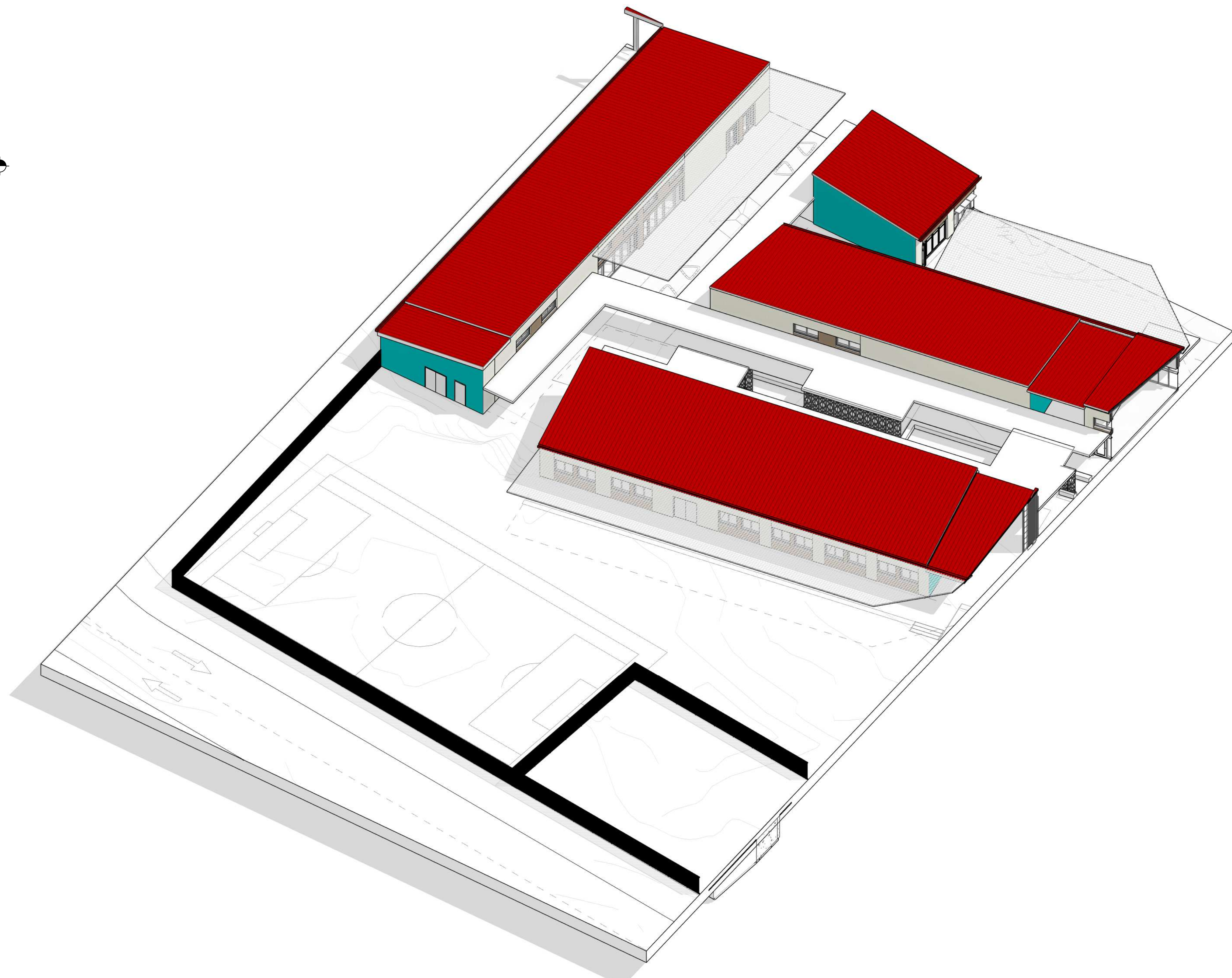
7 EXTERIOR ELEVATIONS - K-5 SOUTH, BUILDING P, SOUTH ELEVATION Copy 1
 FCD A5.14 Scale: 1/8" = 1'-0"



6 EXTERIOR ELEVATIONS - K-5 SOUTH, BUILDING P, WEST ELEVATION Copy 1
 FCD A5.14 Scale: 1/8" = 1'-0"



2 PANEL ELEVATION
 FCD A5.14 Scale: 1/8" = 1'-0"



SHEET NOTES

- 1 STANDING SEAM METAL ROOF/WALL SYSTEM
- 2 TRANSLUCENT CANOPY WITH POTENTIAL SOLAR PV SYSTEM
- 3 OCCULUS DORMER
- 4 ALUMINUM FRAMED GLAZING SYSTEM
- 5 ALUMINUM FRAMED WINDOW GLAZING SYSTEM
- 6 HURRICANE RATED LOUVER, COLOR TO MATCH RE: MECHANICAL
- 7 EXPOSED STRUCTURAL STEEL FRAMING MEMBERS, HIGH PERFORMANCE PAINT FINISH
- 8 EXPOSED STRUCTURAL STEEL COLUMNS WITH CAST IN PLACE CONCRETE BASE, HIGH PERFORMANCE PAINT FINISH ON STEEL COLUMNS
- 9 CAST IN PLACE CONCRETE STAIRS
- 10 2"x2" ALUMINUM GUARDRAIL WITH ALUMINUM MESH INFILL - MESH INSTALLED ANGULAR
- 11 CUSTOM PATTERNED PERFORATED METAL PANEL BRIS SOLEIL SHADE SCREEN ON STEEL SUBSTRUCTURE
- 12 PRE-FINISHED METAL PARAPET CAP
- 13 FROSTED GLASS (40% TRANSLUCENT)
- 14 2'-0" HORIZONTAL SUN SHADE
- 15 18" TALL ALUMINUM LETTERS
- 16 OPERABLE GLAZING WALL SYSTEM
- 17 FRAMED SHADE CANOPY
- 18 FENCE & GATE PER LANDSCAPE
- 19 CUSTOM PATTERNED PERFORATED METAL PANEL CANOPY ON STEEL SUBSTRUCTURE
- 21 UHPC PERFORATED CLADDING PANEL (PATTERN A)
- 22 UHPC PERFORATED CLADDING PANEL (PATTERN B)
- 23 DUCTWORK, PIPING, & EQUIPMENT PER MECH
- 25 MONUMENT SIGN - 38" HIGH EXTRUDED ALUMINUM LETTERS

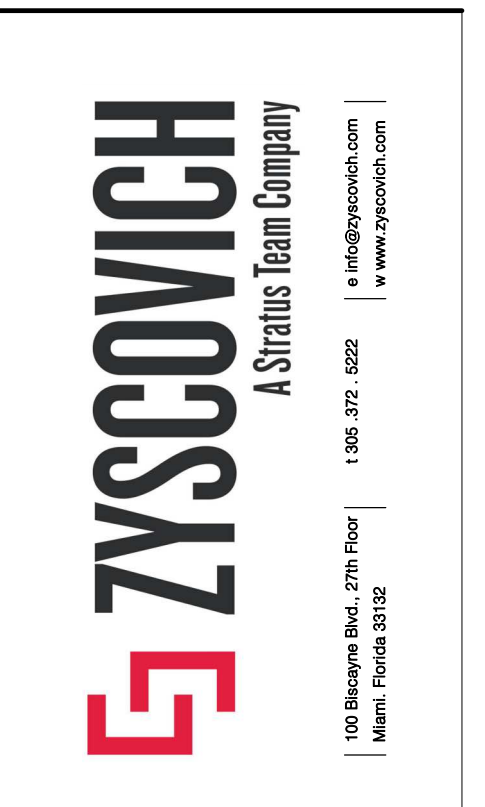
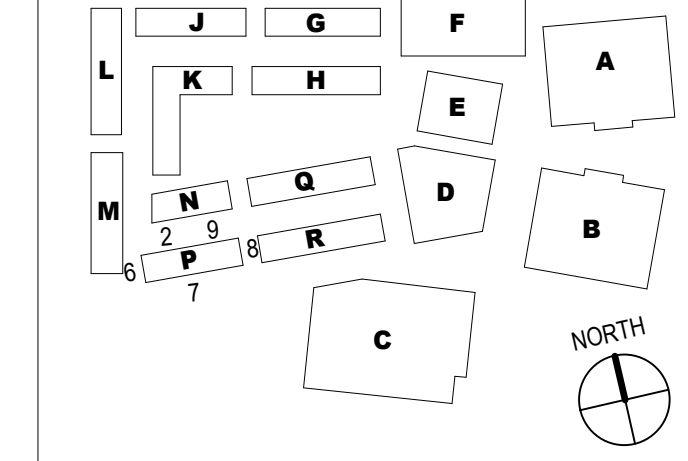
EXTERIOR FINISH MATERIALS

- NOTE: REFER TO WALL ASSEMBLIES ON SHEET A8.0
- ROOF**
- STANDING SEAM METAL ROOF BASIS OF DESIGN FINISH: CARDINAL RED
- EXTERIOR PAINT**
- EPT1: HIGH PERFORMANCE PAINT, COLOR TO MATCH SHERWIN WILLIAMS: xxx (@ALL EXPOSED STRUCTURAL STEEL FRAMING)
- EXTERIOR STAIRS**
- 8" CAST IN PLACE CONCRETE WITH ALUMINUM GUARDRAIL
- GLAZING**
- CLEAR TEMPERED INSULATED GLAZING UNITS
 - FROSTED TEMPERED INSULATED GLAZING UNITS (40% TRANSLUCENT)

COLOR & TEXTURE LEGEND

- COMPOSITE WALL PANEL CLADDING SYSTEM
- CWP-1: HORIZONTAL PATTERN / FIELD COLOR 1
 - CWP-2: VERTICAL PATTERN / FIELD COLOR 2
 - CWP-3: SOLID ACCENT COLOR 3
 - CWP-4: SOLID ACCENT COLOR 4


KEY PLAN



NOT FOR CONSTRUCTION

Structural Engineers
Thornton Tomasetti
 80 SW 8th Street, Suite 2160
 Miami, FL 33130
 796-491-7660
 MEP Engineers
TLC Engineering
 5757 Waterford District Drive
 Suite 400
 Miami, FL 33126
 305-268-8553

Civil & Landscape
Lanica
 1221 Brickell Avenue,
 Suite 1800
 Miami, FL 33131
 786-264-7200
 Food Service
RealFood Hospitality,
Strategy & Design
 63 Chapel Street
 Newcity, MA 02458
 617-876-2100



LOCKHART PRE-K-8 SCHOOL
 VIRGIN ISLAND DEPARTMENT OF EDUCATION
 838MFP83
 CHARLOTTE AMALIE, ST THOMAS 00802

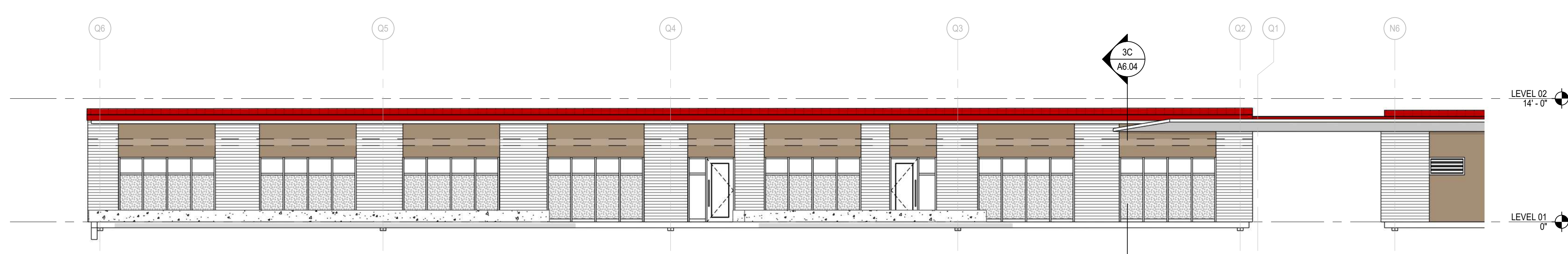
PRE-APP CONCEPT DRAWINGS
 AUGUST 2025

REVISIONS

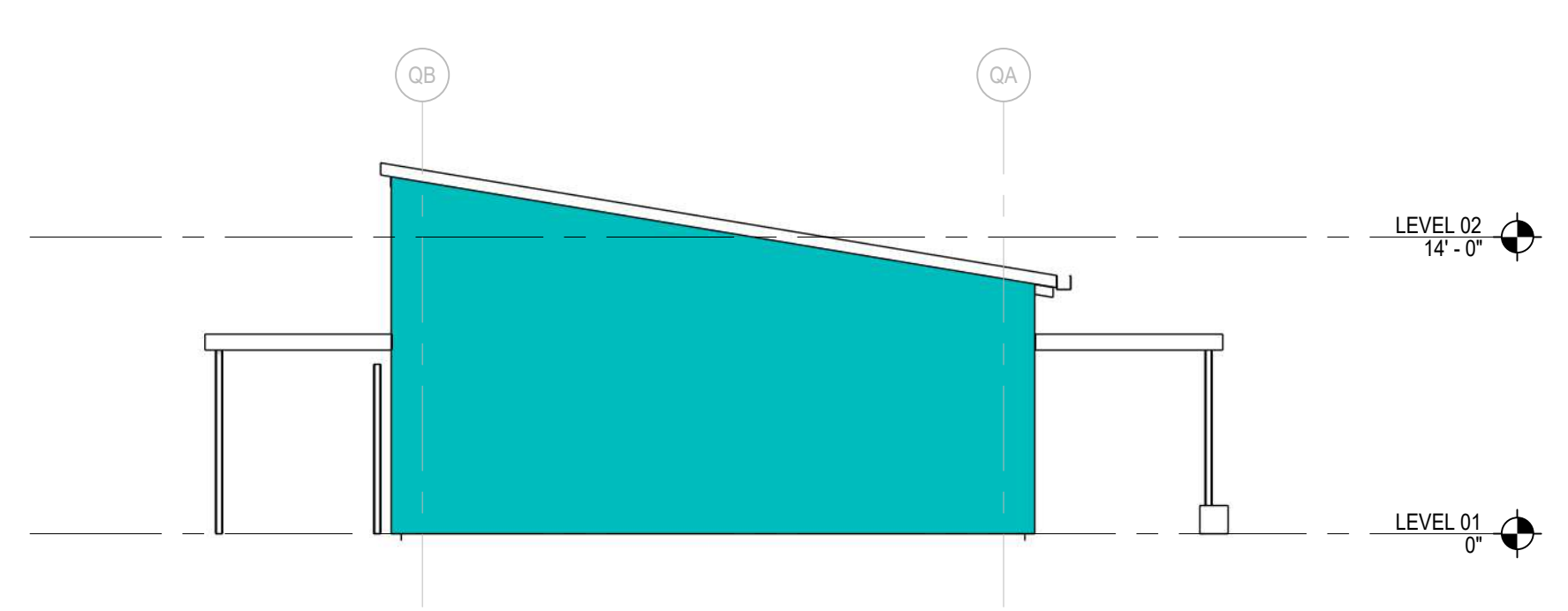
| Rev | Date | Note |
|-----|------|------|
| | | |
| | | |
| | | |
| | | |
| | | |
| | | |
| | | |
| | | |
| | | |
| | | |

2025-0289.02
 EXTERIOR ELEVATIONS - AREA M-N-P (PRE-K)
 FCD A5.14

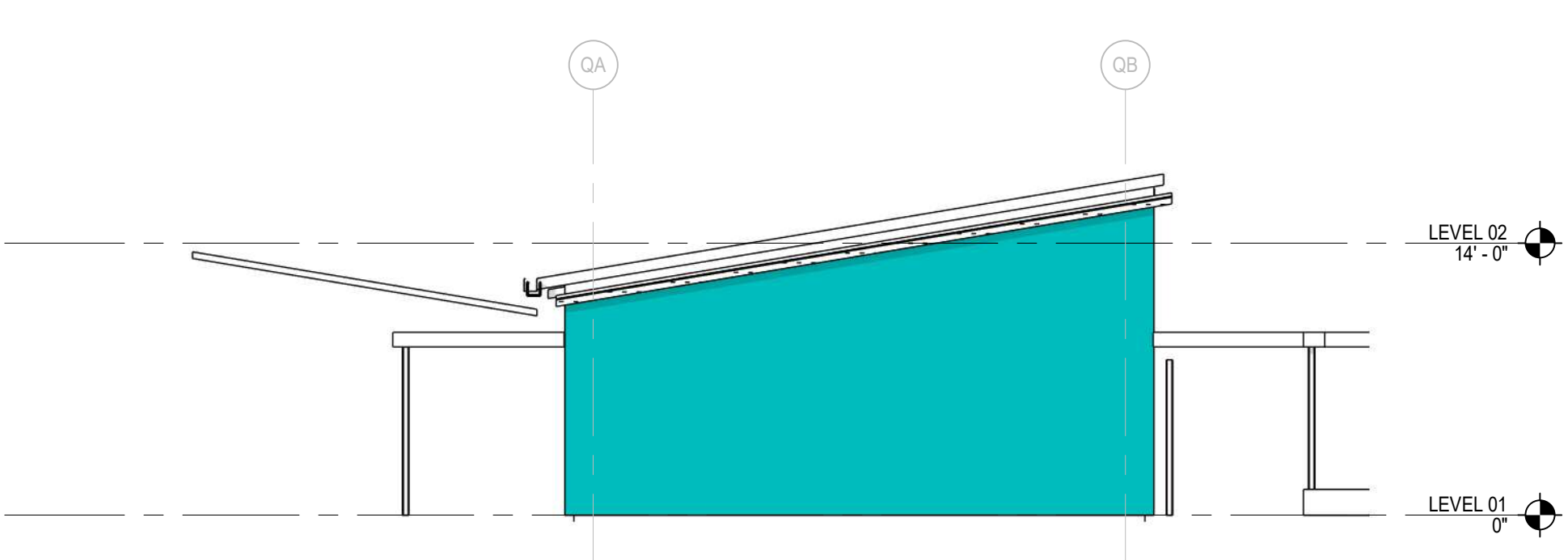
Autodesk Docs://USVY - Lockhart K-8 School Mod & Expand/25-0289-02 USVY Lockhart K8 ARCH CENTRAL V241.rvt
 8/2/2025 4:59:52 PM



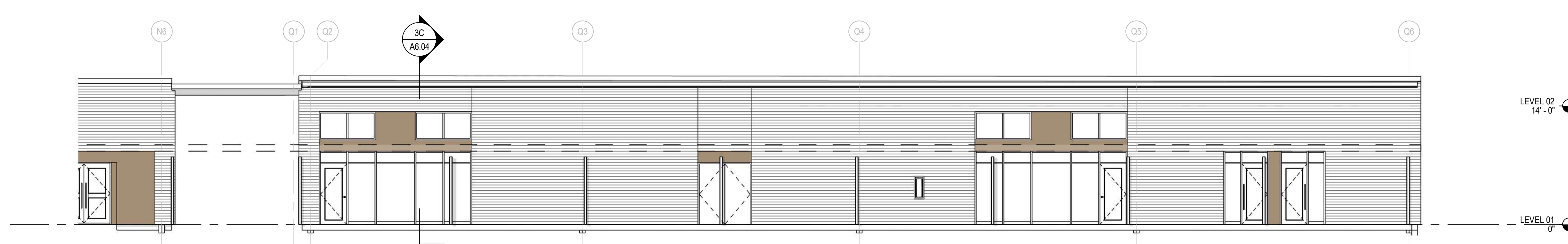
10
EXTERIOR ELEVATIONS - PK BUILDING, NORTH ELEVATION Copy 1
 FCD A5.15 Scale: 1/8" = 1'-0"



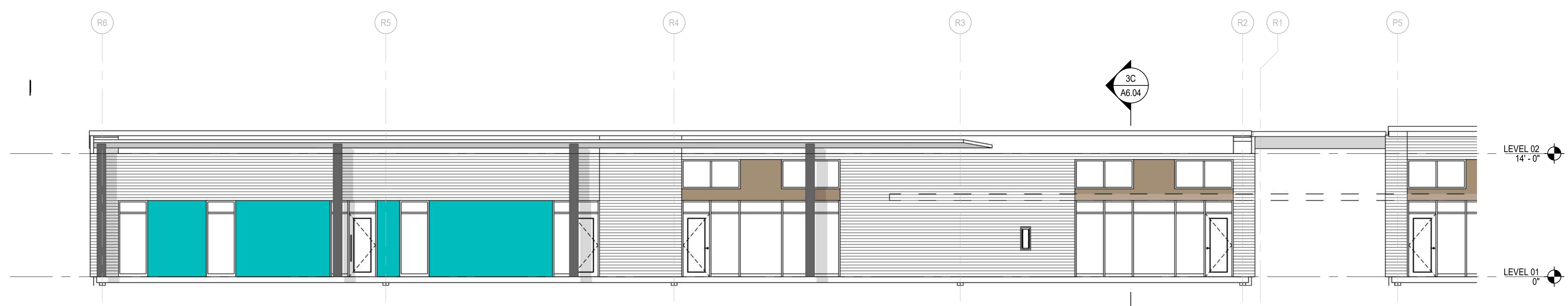
9
EXTERIOR ELEVATIONS - PK BUILDING, EAST ELEVATION Copy 1
 FCD A5.15 Scale: 1/8" = 1'-0"



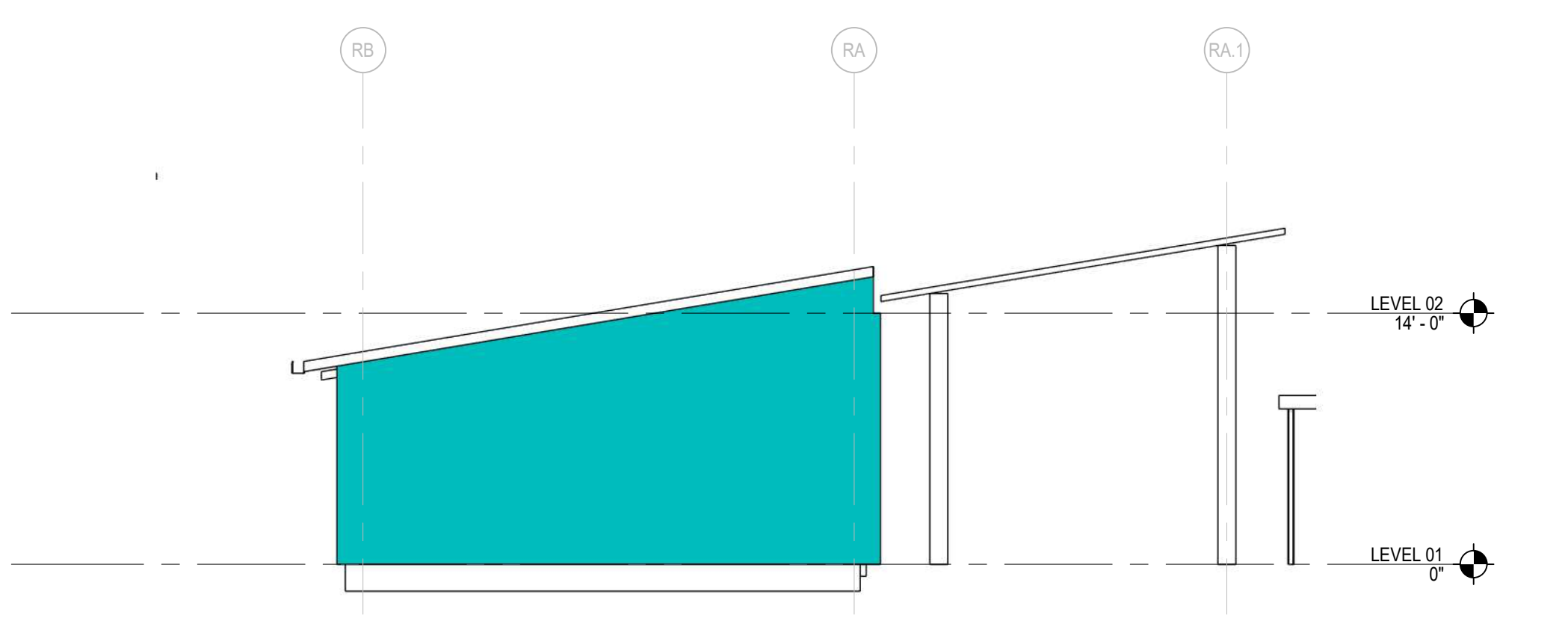
8
EXTERIOR ELEVATIONS - PK BUILDING, WEST ELEVATION Copy 1
 FCD A5.15 Scale: 1/8" = 1'-0"



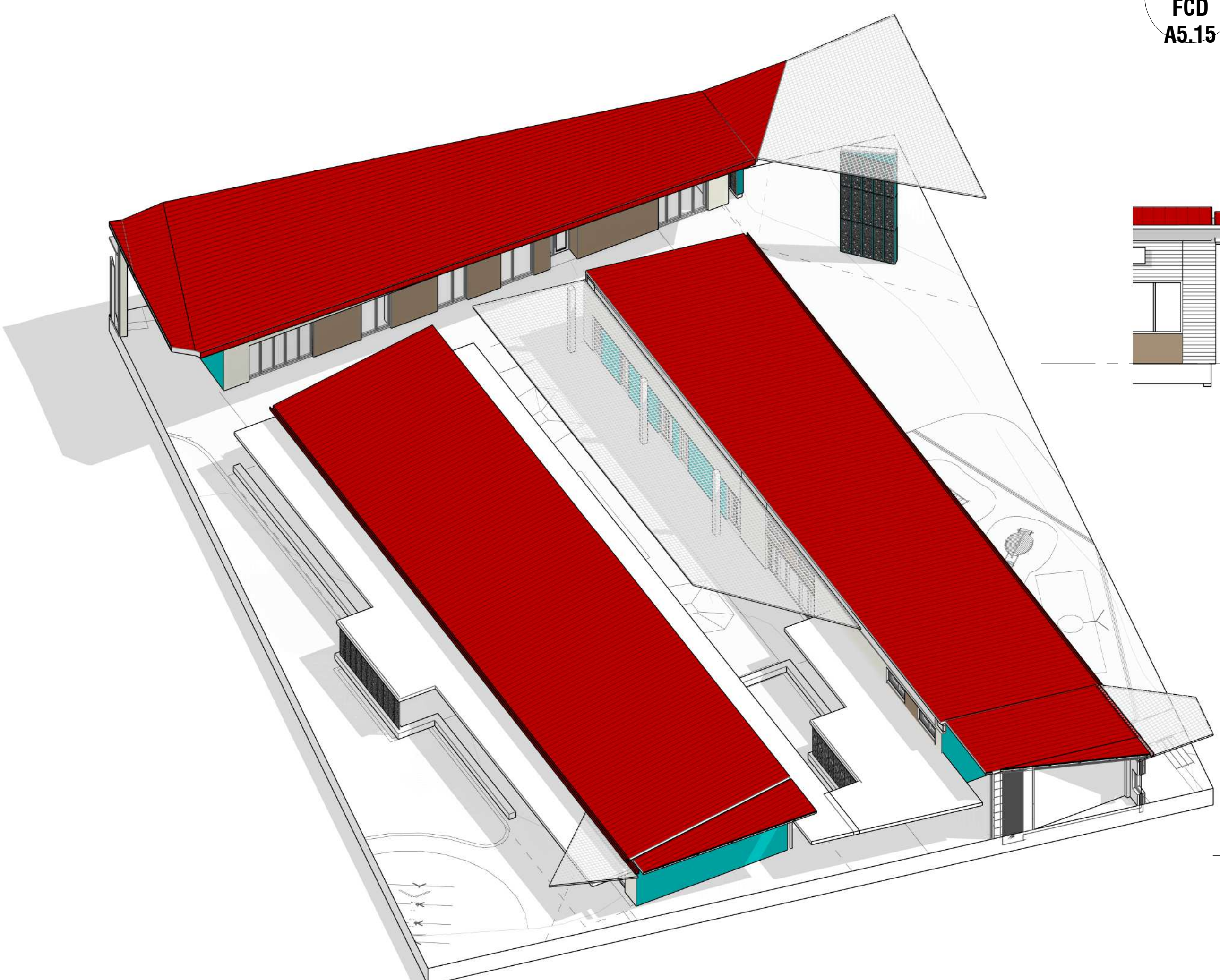
7
EXTERIOR ELEVATIONS - PK BUILDING, SOUTH ELEVATION Copy 1
 FCD A5.15 Scale: 1/8" = 1'-0"



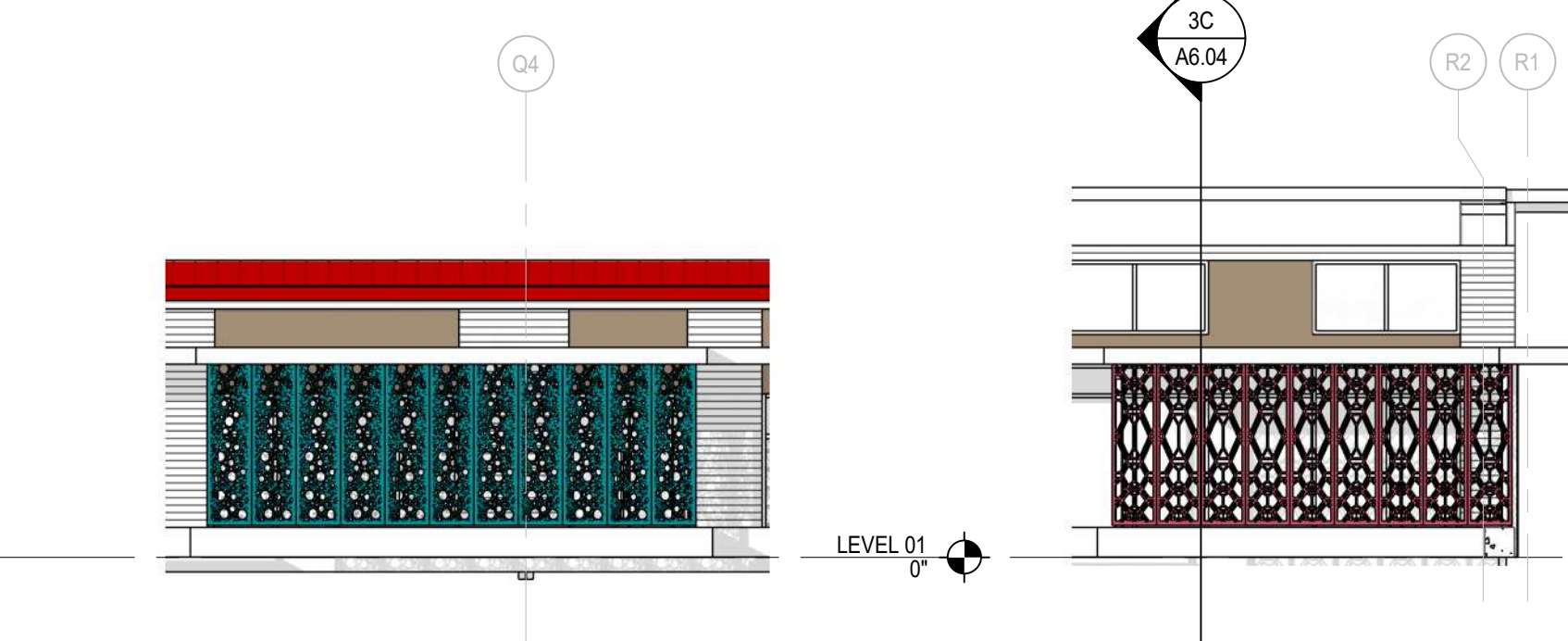
6
EXTERIOR ELEVATIONS - COUNSELING BUILDING, NORTH ELEVATION Copy 1
 FCD A5.15 Scale: 1/8" = 1'-0"



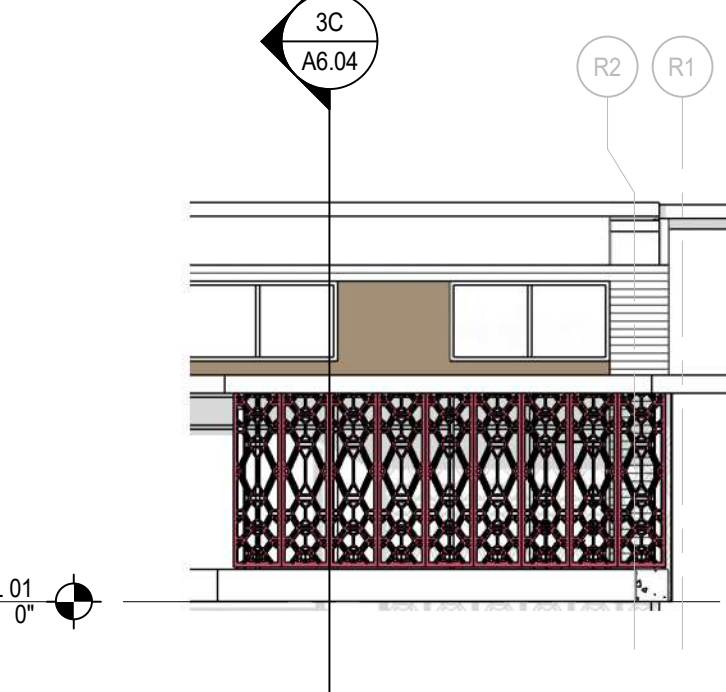
5
EXTERIOR ELEVATIONS - COUNSELING BUILDING, EAST ELEVATION Copy 1
 FCD A5.15 Scale: 1/8" = 1'-0"



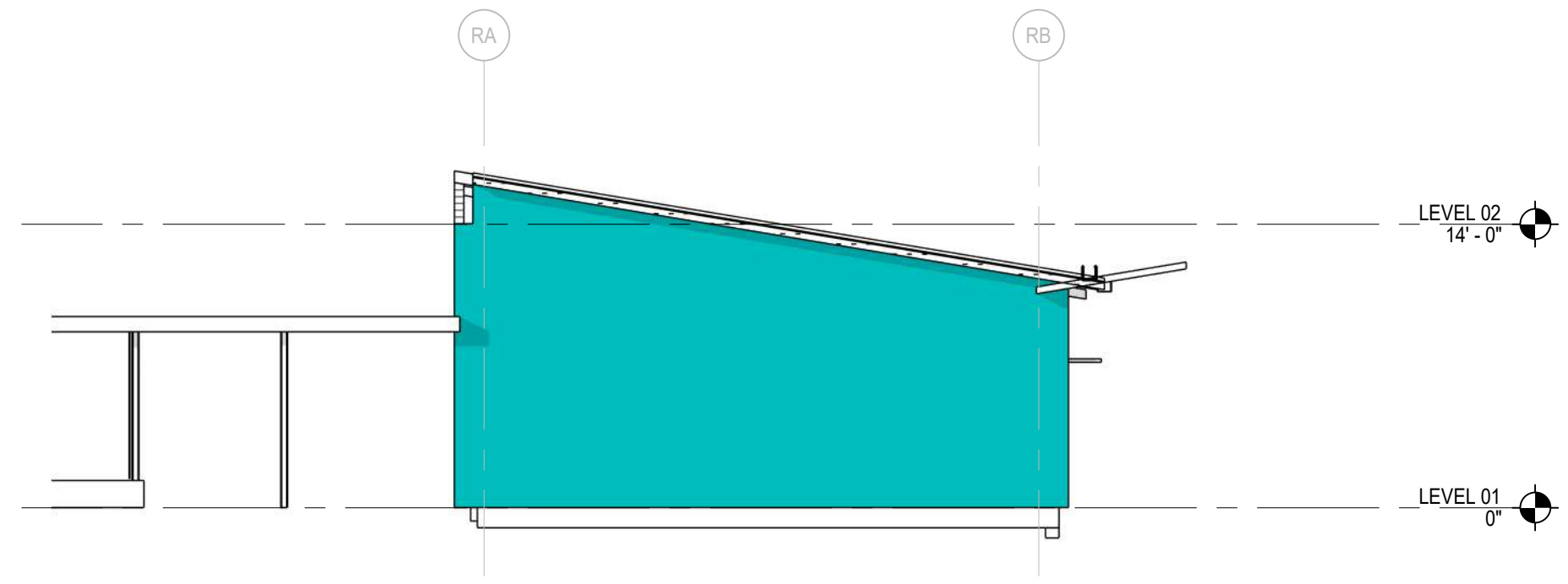
4
EXTERIOR ELEVATIONS - COUNSELING BUILDING, SOUTH ELEVATION Copy 1
 FCD A5.15 Scale: 1/8" = 1'-0"



3
PANEL ELEVATION
 FCD A5.15 Scale: 1/8" = 1'-0"



2
PANEL ELEVATION
 FCD A5.15 Scale: 1/8" = 1'-0"



1
EXTERIOR ELEVATIONS - COUNSELING BUILDING, WEST ELEVATION Copy 1
 FCD A5.15 Scale: 1/8" = 1'-0"

SHEET NOTES

- 1 STANDING SEAM METAL ROOF/WALL SYSTEM
- 2 TRANSLUCENT CANOPY WITH POTENTIAL SOLAR PV SYSTEM
- 3 OCCULUS DORMER
- 4 ALUMINUM FRAMED GLAZING SYSTEM
- 5 ALUMINUM FRAMED WINDOW GLAZING SYSTEM
- 6 HURRICANE RATED LOUVER, COLOR TO MATCH RE MECHANICAL
- 7 EXPOSED STRUCTURAL STEEL FRAMING MEMBERS, HIGH PERFORMANCE PAINT FINISH
- 8 EXPOSED STRUCTURAL STEEL COLUMNS WITH CAST IN PLACE CONCRETE BASE, HIGH PERFORMANCE PAINT FINISH ON STEEL COLUMNS
- 9 CAST IN PLACE CONCRETE STAIRS
- 10 2"x2" ALUMINUM GUARDRAIL WITH ALUMINUM MESH INFILL - MESH INSTALLED ANGULAR
- 11 CUSTOM PATTERNED PERFORATED METAL PANEL BRIS SOLEIL SHADE SCREEN ON STEEL SUBSTRUCTURE
- 12 PRE-FINISHED METAL PARAPET CAP
- 13 FROSTED GLASS (40% TRANSLUCENT)
- 14 2'-0" HORIZONTAL SUN SHADE
- 15 18" TALL ALUMINUM LETTERS
- 16 OPERABLE GLAZING WALL SYSTEM
- 17 FRAMED SHADE CANOPY
- 18 FENCE & GATE PER LANDSCAPE
- 19 CUSTOM PATTERNED PERFORATED METAL PANEL CANOPY ON STEEL SUBSTRUCTURE
- 21 UHPC PERFORATED CLADDING PANEL (PATTERN A)
- 22 UHPC PERFORATED CLADDING PANEL (PATTERN B)
- 23 DUCTWORK, PIPING, & EQUIPMENT PER MECH
- 25 MONUMENT SIGN - 36" HIGH EXTRUDED ALUMINUM LETTERS

EXTERIOR FINISH MATERIALS

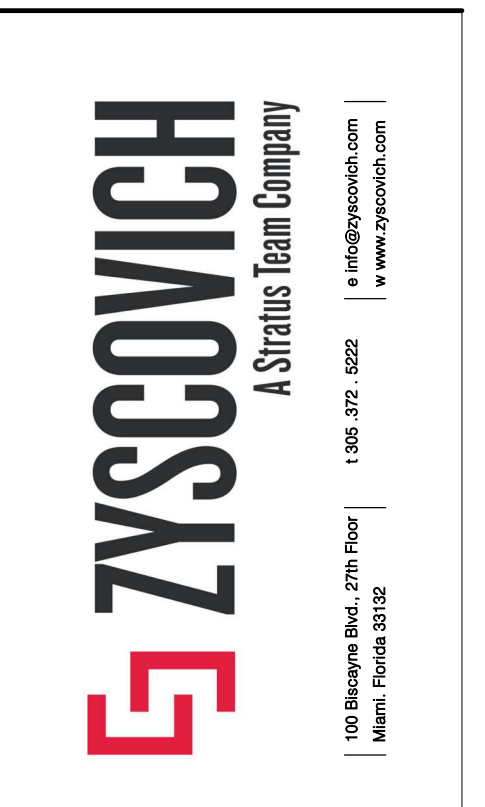
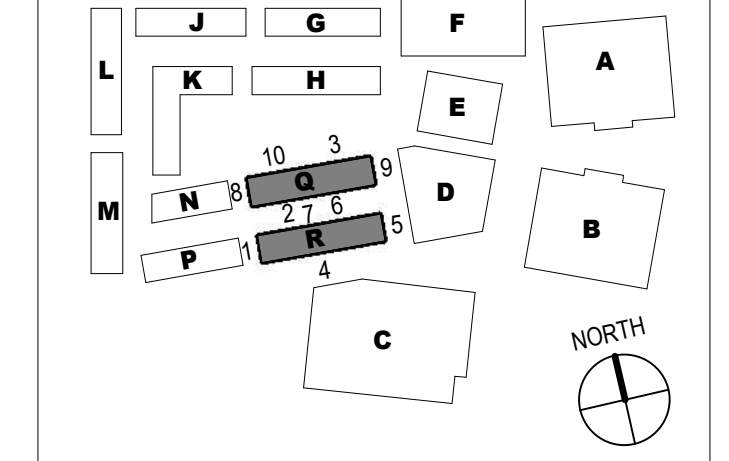
NOTE: REFER TO WALL ASSEMBLIES ON SHEET A8.0

- ROOF**
- STANDING SEAM METAL ROOF BASIS OF DESIGN FINISH: CARDINAL RED
- EXTERIOR PAINT**
- EPT1: HIGH PERFORMANCE PAINT, COLOR TO MATCH SHERWIN WILLIAMS: xxxx (@ALL EXPOSED STRUCTURAL STEEL FRAMING)
- EXTERIOR STAIRS**
- 8" CAST IN PLACE CONCRETE WITH ALUMINUM GUARDRAIL
- GLAZING**
- CLEAR TEMPERED INSULATED GLAZING UNITS
 - FROSTED TEMPERED INSULATED GLAZING UNITS (40% TRANSLUCENT)

COLOR & TEXTURE LEGEND
COMPOSITE WALL PANEL CLADDING SYSTEM

- CWP-1: HORIZONTAL PATTERN / FIELD COLOR 1
- CWP-2: VERTICAL PATTERN / FIELD COLOR 2
- CWP-3: SOLID ACCENT COLOR 3
- CWP-4: SOLID ACCENT COLOR 4


KEY PLAN



NOT FOR CONSTRUCTION

Structural Engineers
Thornton Tomasetti
 80 SW 8th Street, Suite 2160
 Miami, FL 33130
 796-491-7660
 MEP Engineers
TLC Engineering
 5757 Waterford District Drive
 Suite 400
 Miami, FL 33126
 305-268-6553

Civil & Landscape
Langston
 1221 Brickell Avenue,
 Suite 1800
 Miami, FL 33131
 786-264-7200
 Food Service
**RealFood Hospitality,
 Strategy & Design**
 63 Chapel Street
 Newcan, MA 02458
 617-876-2100


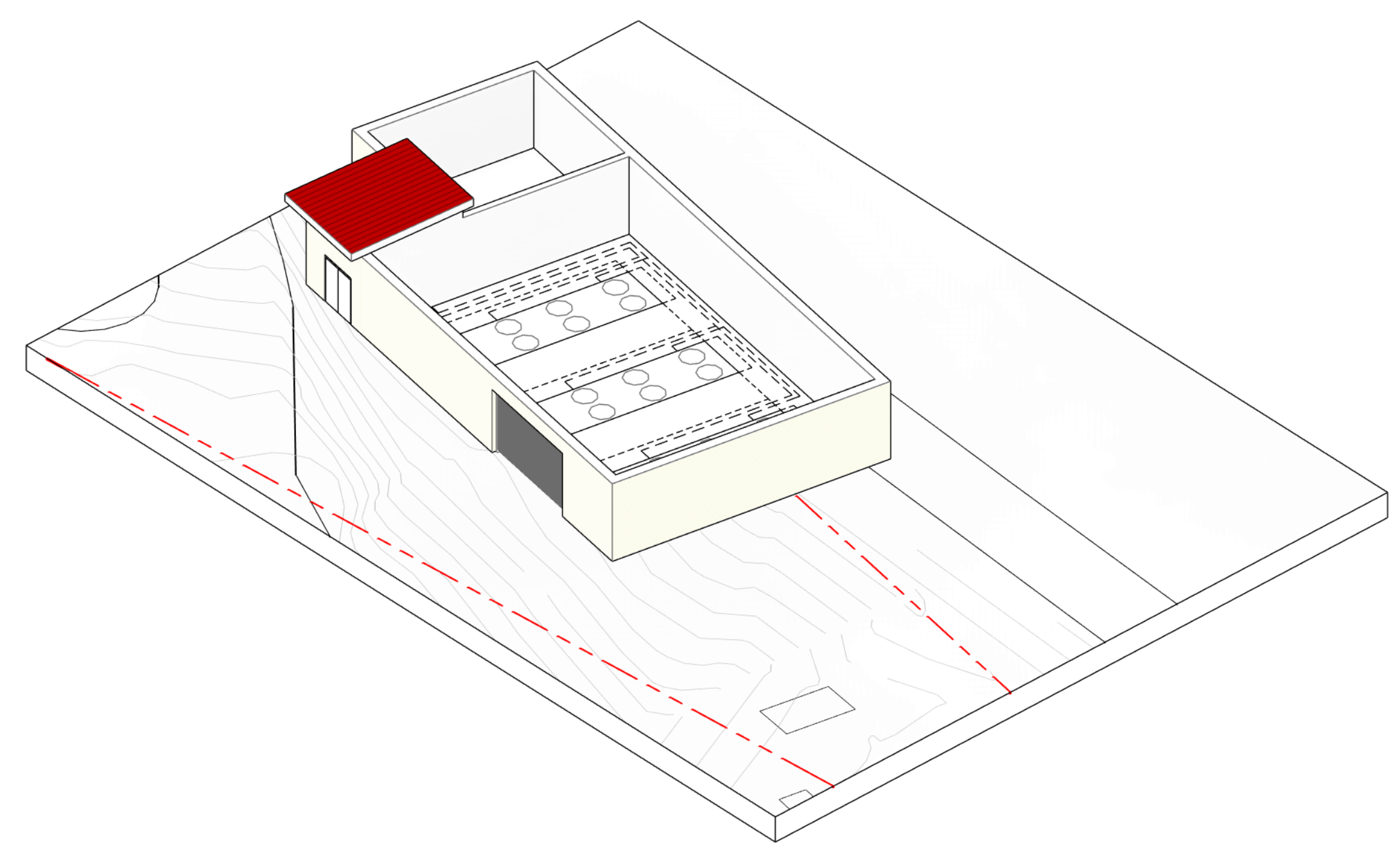


LOCKHART PREK-8 SCHOOL
 VIRGIN ISLAND DEPARTMENT OF EDUCATION
 839MP83
 CHARLOTTE ANALLE, ST THOMAS 00802


PRE-APP CONCEPT DRAWINGS
AUGUST 2025

| Rev | Date | Note |
|-----|------|------|
| | | |
| | | |
| | | |
| | | |

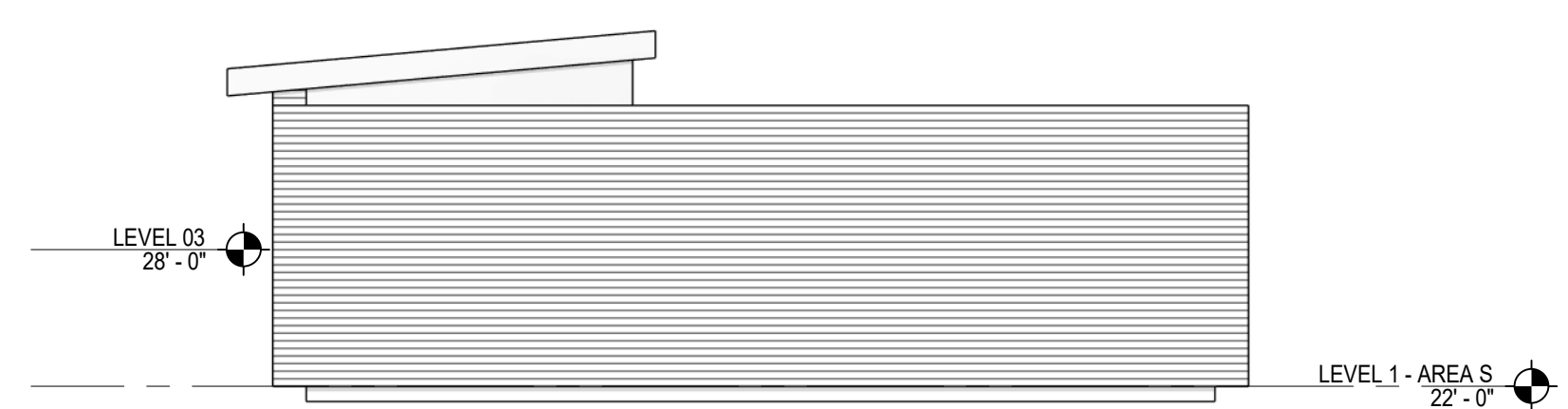
2025-0289.02
 EXTERIOR ELEVATIONS - AREA Q-R (COUNSEL)
FCD A5.15



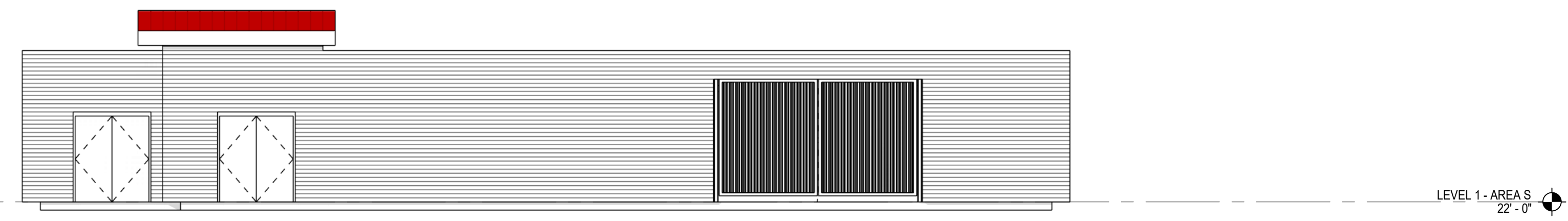
4
FCD
A5.16
EXTERIOR ELEVATION -AREA S BUILDING - WEST ELEVATION2 Copy 1
Scale: 1/8" = 1'-0"



3
FCD
A5.16
EXTERIOR ELEVATION -AREA S BUILDING - NORTH ELEVATION Copy 1
Scale: 1/8" = 1'-0"



2
FCD
A5.16
EXTERIOR ELEVATION -AREA S BUILDING - EAST ELEVATION1 Copy 1
Scale: 1/8" = 1'-0"



1
FCD
A5.16
EXTERIOR ELEVATION -AREA S BUILDING - SOUTH ELEVATION Copy 1
Scale: 1/8" = 1'-0"

- SHEET NOTES**
- 1 STANDING SEAM METAL ROOF/WALL SYSTEM
 - 2 TRANSLUCENT CANOPY WITH POTENTIAL SOLAR PV SYSTEM
 - 3 OCCULUS DORMER
 - 4 ALUMINUM FRAMED GLAZING SYSTEM
 - 5 ALUMINUM FRAMED WINDOW GLAZING SYSTEM
 - 6 HURRICANE RATED LOUVER, COLOR TO MATCH RE: MECHANICAL
 - 7 EXPOSED STRUCTURAL STEEL FRAMING MEMBERS, HIGH PERFORMANCE PAINT FINISH
 - 8 EXPOSED STRUCTURAL STEEL COLUMNS WITH CAST IN PLACE CONCRETE BASE, HIGH PERFORMANCE PAINT FINISH ON STEEL COLUMNS
 - 9 CAST IN PLACE CONCRETE STAIRS
 - 10 2"x2" ALUMINUM GUARDRAIL WITH ALUMINUM MESH INFILL - MESH INSTALLED ANGULAR
 - 11 CUSTOM PATTERNED PERFORATED METAL PANEL BRIS SOLEIL SHADE SCREEN ON STEEL SUBSTRUCTURE
 - 12 PRE-FINISHED METAL PARAPET CAP
 - 13 FROSTED GLASS (40% TRANSLUCENT)
 - 14 2'-0" HORIZONTAL SUN SHADE
 - 15 18" TALL ALUMINUM LETTERS
 - 16 OPERABLE GLAZING WALL SYSTEM
 - 17 FRAMED SHADE CANOPY
 - 18 FENCE & GATE PER LANDSCAPE
 - 19 CUSTOM PATTERNED PERFORATED METAL PANEL CANOPY ON STEEL SUBSTRUCTURE
 - 21 UHPC PERFORATED CLADDING PANEL (PATTERN A)
 - 22 UHPC PERFORATED CLADDING PANEL (PATTERN B)
 - 23 DUCTWORK, PIPING, & EQUIPMENT PER MECH
 - 25 MONUMENT SIGN - 36" HIGH EXTRUDED ALUMINUM LETTERS

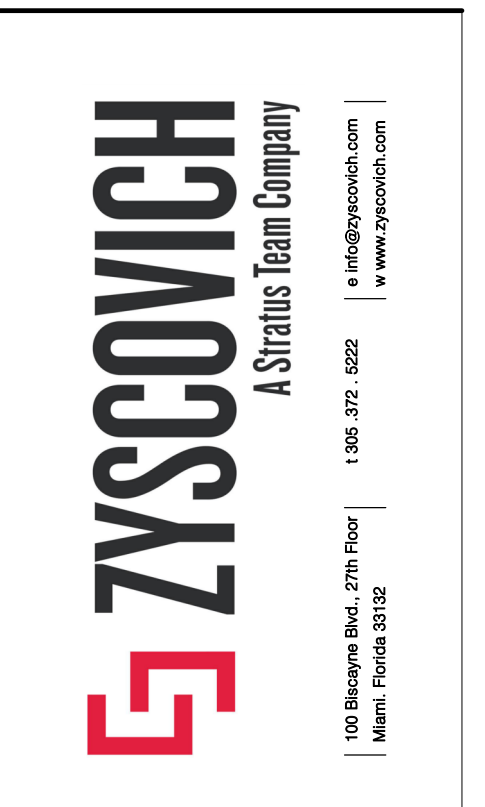
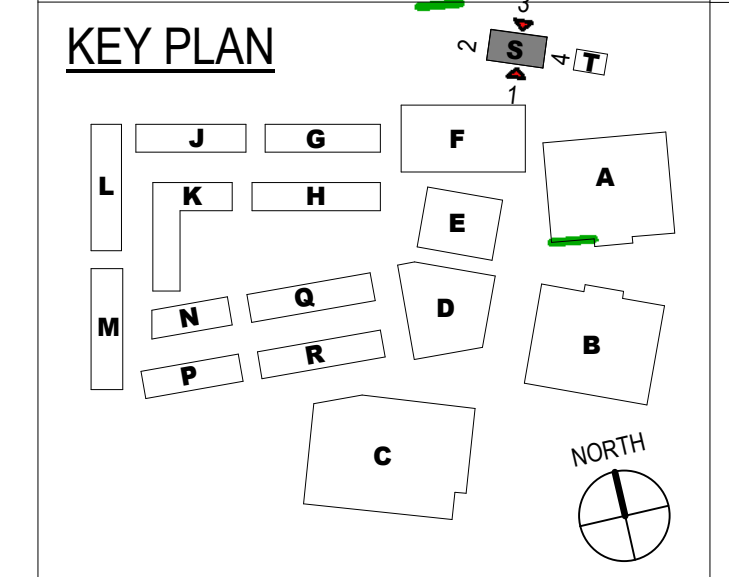
EXTERIOR FINISH MATERIALS

NOTE: REFER TO WALL ASSEMBLIES ON SHEET A8.0

- ROOF**
- STANDING SEAM METAL ROOF BASIS OF DESIGN FINISH: CARDINAL RED
- EXTERIOR PAINT**
- EPT1: HIGH PERFORMANCE PAINT, COLOR TO MATCH SHERWIN WILLIAMS: xxxx (@ALL EXPOSED STRUCTURAL STEEL FRAMING)
- EXTERIOR STAIRS**
- 8" CAST IN PLACE CONCRETE WITH ALUMINUM GUARDRAIL
- GLAZING**
- CLEAR TEMPERED INSULATED GLAZING UNITS
 - FROSTED TEMPERED INSULATED GLAZING UNITS (40% TRANSLUCENT)

COLOR & TEXTURE LEGEND
COMPOSITE WALL PANEL CLADDING SYSTEM

- CWP-1: HORIZONTAL PATTERN / FIELD COLOR 1
- CWP-2: VERTICAL PATTERN / FIELD COLOR 2
- CWP-3: SOLID ACCENT COLOR 3
- CWP-4: SOLID ACCENT COLOR 4




NOT FOR CONSTRUCTION

Structural Engineers
Thornton Thomasetti
80 SW 8th Street, Suite 2160
Miami, FL 33130
796-491-7660

M/E/P Engineers
TLC Engineering
5757 Waterford District Drive
Suite 400
Miami, FL 33126
305-268-8553

Civil & Landscape
Langston
1221 Brickell Avenue,
Suite 1800
Miami, FL 33131
786-264-7200

Food Service
RealFood Hospitality, Strategy & Design
63 Chabot Street
Newton, MA 02458
617-876-2100



LOCKHART PREK-8 SCHOOL
VIRGIN ISLAND DEPARTMENT OF EDUCATION

8381MFP83
CHARLOTTE AMALIE, ST THOMAS 00802

PRE-APP CONCEPT DRAWINGS
AUGUST 2025

REVISIONS

| Rev | Date | Note |
|-----|------|------|
| | | |
| | | |
| | | |
| | | |
| | | |
| | | |
| | | |
| | | |
| | | |
| | | |

2025-0289.02

EXTERIOR ELEVATIONS - AREA S

FCD A5.16



✓ AESTHETIC DESIGN APPROACH CONFIRMED



1 3D RENDERINGS - EXTERIOR VIEWS
 FCD
 A5.30


Autodesk Docs://USVI - Lockhart K-8 School Mod & Expand/25-0289.02 USVI Lockhart K8 ARCH CENTRAL V24.rvt
 8/2/2025 4:59:54 PM

ZYSCOVICH
 A Stratus Team Company
 100 Wynnton Blvd., 7th Floor
 Miami, Florida 33135
 1-877-371-3325
 www.zyscovich.com

NOT FOR CONSTRUCTION

Structural Engineers
Thornton Thomasetti
 80 SW 8th Street, Suite 2160
 Miami, FL 33130
 786-491-7660
 MEP Engineers
TLC Engineering
 5757 Waterford District Drive
 Suite 400
 Miami, FL 33126
 305-268-8553

Civil & Landscape
Langan
 1221 Brickell Avenue,
 Suite 1800
 Miami, FL 33131
 786-264-7200
 Food Service
**RealFood Hospitality,
 Strategy & Design**
 63 Chapel Street
 Newcan, MA 02458
 617-876-2100



LOCKHART PREK-8 SCHOOL
 VIRGIN ISLAND DEPARTMENT OF EDUCATION
 838MP83
 CHARLOTTE AMALIE, ST THOMAS 00802

PRE-APP
 CONCEPT DRAWINGS
 AUGUST 2025

REVISIONS

| Rev | Date | Note |
|-----|------|------|
| | | |
| | | |
| | | |
| | | |
| | | |
| | | |
| | | |
| | | |
| | | |
| | | |

2025-0289.02
 3D
 RENDERINGS -
 EXTERIOR
 VIEWS
**FCD
 A5.30**